

<p>PART NO. / DIMENSION: 450-10206</p> <p>DESCRIPTION: PLANETARY GEAR</p> <p>MODEL NAME: JCB 3D/3DX</p> <p>APPLICATION: REAR WHEEL PLANETARY HUB</p>		
<p>PART NO. / DIMENSION: 02-100184</p> <p>DESCRIPTION: ELEMENT OIL FILTER</p> <p>MODEL NAME: JCB 3D</p> <p>APPLICATION: TRANSMISSION OIL FILTER</p>		
<p>PART NO. / DIMENSION: 450-10205</p> <p>DESCRIPTION: GEAR ANNULUS RING</p> <p>MODEL NAME: JCB 3D/3DX</p> <p>APPLICATION: REAR WHEEL PLANETARY HUB</p>		

<p>PART NO. / DIMENSION: 20-900400</p> <p>DESCRIPTION: CHARGING PUMP</p> <p>MODEL NAME: JCB 3D</p> <p>APPLICATION: TRANSMISSION OIL CHARGING PUMP</p>		
<p>PART NO. / DIMENSION: 450-10210</p> <p>DESCRIPTION: SUN GEAR</p> <p>MODEL NAME: JCB 3D/3DX</p> <p>APPLICATION: REAR WHEEL PLANETARY HUB</p>		
<p>PART NO. / DIMENSION: 907-50200</p> <p>DESCRIPTION: BEARING</p> <p>MODEL NAME: JCB 3D/3DX</p> <p>APPLICATION: REAR HUB PLANETARY GEAR BEARING</p>		

<p>PART NO. / DIMENSION: 450-10209</p> <hr/> <p>DESCRIPTION: AXLE SHAFT</p> <hr/> <p>MODEL NAME: JCB 3D/3DX</p> <hr/> <p>APPLICATION: REAR AXLE SHAFT</p>	
<p>PART NO. / DIMENSION: 450-10800</p> <hr/> <p>DESCRIPTION: CASING ASSEMBLY</p> <hr/> <p>MODEL NAME: JCB 3D/3DX</p> <hr/> <p>APPLICATION: REAR AXLE DIFFERENTIAL CASING</p>	 
<p>PART NO. / DIMENSION: 445-03300</p> <hr/> <p>DESCRIPTION: SYNCHRONIZER ASSY</p> <hr/> <p>MODEL NAME: JCB 3D/3DX</p> <hr/> <p>APPLICATION: GEAR CHANGER ASSY</p>	

<p>PART NO. / DIMENSION: 821-00209</p> <hr/> <p>DESCRIPTION: CIRCLIP</p> <hr/> <p>MODEL NAME: JCB 3D/3DX</p> <hr/> <p>APPLICATION: REAR HUB PLANETARY GEAR</p>		
<p>PART NO. / DIMENSION: 126-00526</p> <hr/> <p>DESCRIPTION: CARRIAGE SIDESHIFT</p> <hr/> <p>MODEL NAME: JCB 3D</p> <hr/> <p>APPLICATION: KING POST CARRIAGE</p>		
<p>PART NO. / DIMENSION: 128-10850</p> <hr/> <p>DESCRIPTION: PAD ASSEMBLY</p> <hr/> <p>MODEL NAME: JCB 3D/3DX</p> <hr/> <p>APPLICATION: STABILIZER LEG PAD ASSEMBLY</p>		

<p>PART NO. / DIMENSION: 450-11000</p> <p>DESCRIPTION: GEAR SET, 33SPL. 6 GEARS 2 PINS C-W WASHERS</p> <p>MODEL NAME: JCB 3D,3DX</p> <p>APPLICATION: CROWN WHEEL & PINION</p>		
<p>PART NO. / DIMENSION: 450-12401</p> <p>DESCRIPTION: CARRIER PLANTERY HUB</p> <p>MODEL NAME: JCB 3D,3DX</p> <p>APPLICATION: HUB & COMPONENTS, STEERING AXLE</p>		
<p>PART NO. / DIMENSION: 106-40001</p> <p>DESCRIPTION: REAR WHEEL NUT</p> <p>MODEL NAME: JCB 3DX</p> <p>APPLICATION: REAR WHEEL STUD NUT</p>		

<p>PART NO. / DIMENSION: 450-27200</p> <p>DESCRIPTION: YOKE FLANGE</p> <p>MODEL NAME: JCB 3D/3DX</p> <p>APPLICATION: CROWN PINION WHEEL</p>		
<p>PART NO. / DIMENSION: 1208-0023</p> <p>DESCRIPTION: CUT BUSH</p> <p>MODEL NAME: JCB 3D,3DX,3CX</p> <p>APPLICATION: LOADER ARM</p>		
<p>PART NO. / DIMENSION: 450-12702</p> <p>DESCRIPTION: CARRIER ANNULUS</p> <p>MODEL NAME: JCB 3D,3DX</p> <p>APPLICATION: AXLE, DRIVE ASSEMBLY</p>		

<p>PART NO. / DIMENSION: G-65-0</p> <hr/> <p>DESCRIPTION: CUT BUSH</p> <hr/> <p>MODEL NAME: JCB 3D O.M</p> <hr/> <p>APPLICATION: EXCAVATOR BUCKET</p>		
<p>PART NO. / DIMENSION: 826-00923</p> <hr/> <p>DESCRIPTION: BOLT</p> <hr/> <p>MODEL NAME: JCB 3D/3DX</p> <hr/> <p>APPLICATION: REAR WHEEL BOLT</p>		
<p>PART NO. / DIMENSION: 45-905400</p> <hr/> <p>DESCRIPTION: COUPLING</p> <hr/> <p>MODEL NAME: JCB 3D/3DX, 3CX/4CX</p> <hr/> <p>APPLICATION: STEERING COUPLING</p>		

<p>PART NO. / DIMENSION: 454-07401</p> <hr/> <p>DESCRIPTION: GEAR SUN</p> <hr/> <p>MODEL NAME: JCB 3D,3DX</p> <hr/> <p>APPLICATION: AXLE DRIVE ASSEMBLY</p>		
<p>PART NO. / DIMENSION: 445-64301</p> <hr/> <p>DESCRIPTION: GEAR 38TEETH</p> <hr/> <p>MODEL NAME: JCB 3CX</p> <hr/> <p>APPLICATION: TRANSMISSION, JCB SYNCRO SHUTTLE, INTERNAL COMPONENT</p>		
<p>PART NO. / DIMENSION: 126-00200</p> <hr/> <p>DESCRIPTION: RESERVIOR</p> <hr/> <p>MODEL NAME: JCB 3D/3DX</p> <hr/> <p>APPLICATION: BRAKE OIL RESERVIOR</p>		

<p>PART NO. / DIMENSION: 111-30101</p> <hr/> <p>MODEL NAME: 3CX-4,3DX</p> <hr/> <p>APPLICATION: TRANSMISSION BRACKET MOUNTING</p>		
<p>PART NO. / DIMENSION: 15-106100</p> <hr/> <p>DESCRIPTION: MASTER CYLINDER</p> <hr/> <p>MODEL NAME: JCB 3CX,3D</p> <hr/> <p>APPLICATION: BRAKE SYSTEMS</p>		
<p>PART NO. / DIMENSION: 121-39800</p> <hr/> <p>DESCRIPTION: SHAFT</p> <hr/> <p>MODEL NAME: JCB 3D</p> <hr/> <p>APPLICATION: KPC SHAFT</p>		

<p>PART NO. / DIMENSION: 914-60041</p> <hr/> <p>DESCRIPTION: PUMP DRIVE SHAFT</p> <hr/> <p>MODEL NAME: JCB 3CX,4CX</p> <hr/> <p>APPLICATION: SHAFT PUMP DRIVE</p>		
<p>PART NO. / DIMENSION: 116-00525</p> <hr/> <p>DESCRIPTION: STRAP</p> <hr/> <p>MODEL NAME: JCB 3D/3DX</p> <hr/> <p>APPLICATION: FLANGE STRAP</p>		
<p>PART NO. / DIMENSION: 809-00090</p> <hr/> <p>DESCRIPTION: LINER BEARING</p> <hr/> <p>MODEL NAME: JCB3CX,4CX,3D</p> <hr/> <p>APPLICATION: KINGPOST CARRIAGE SIDESHIFT</p>		

<p>PART NO. / DIMENSION: 911-12400</p> <hr/> <p>DESCRIPTION: PIVOT PIN</p> <hr/> <p>MODEL NAME: JCB 3D/3DX</p> <hr/> <p>APPLICATION: BUCKET MAIN PIN</p>		
<p>PART NO. / DIMENSION: 123-04862</p> <hr/> <p>DESCRIPTION: SHAFT SIDESHIFT SLEW</p> <hr/> <p>MODEL NAME: JCB 3CX</p> <hr/> <p>APPLICATION: STRIP RUBBER</p>		
<p>PART NO. / DIMENSION: 126-00247</p> <hr/> <p>DESCRIPTION: LINK TIPPING</p> <hr/> <p>MODEL NAME: JCB 3CX</p> <hr/> <p>APPLICATION: CHASSIS, SALES SPECIAL, SS 1006, 3CXL, ALL SPECIAL FEATURES</p>		

<p>PART NO. / DIMENSION: 445-10802</p> <p>DESCRIPTION: SEAL</p> <p>MODEL NAME: JCB 3D/3DX</p> <p>APPLICATION: GEAR LEVER HOUSING SEAL</p>		
<p>PART NO. / DIMENSION: 911-22800</p> <p>DESCRIPTION: PIN PIVOT</p> <p>MODEL NAME: JCB 3D</p> <p>APPLICATION: AXLE, STEER DRIVE,</p>		
<p>PART NO. / DIMENSION: 445-03021</p> <p>DESCRIPTION: GAITER</p> <p>MODEL NAME: JCB 3D/3DX</p> <p>APPLICATION: GEAR LEVER ASSY GAITER GEAR CHANGE</p>		

<p>PART NO. / DIMENSION: 449-10900</p> <hr/> <p>DESCRIPTION: PISTON</p> <hr/> <p>MODEL NAME: JCB 3D/3DX</p> <hr/> <p>APPLICATION: TRANSMISSION PISTON</p>		
<p>PART NO. / DIMENSION: 990-98300</p> <hr/> <p>DESCRIPTION: KIT-GEAR DIFFERENTIAL</p> <hr/> <p>MODEL NAME: JCB 3CX</p> <hr/> <p>APPLICATION: CROWN WHEEL & PINION,</p>		
<p>PART NO. / DIMENSION: 123-03842</p> <hr/> <p>DESCRIPTION: KNOB ASSEMBLY STEERING WHEEL</p> <hr/> <p>MODEL NAME: JCB 3CX</p> <hr/> <p>APPLICATION: STEERING COLUMN</p>		




<p>PART NO. / DIMENSION: 445-10803</p> <hr/> <p>DESCRIPTION: WASHER</p> <hr/> <p>MODEL NAME: JCB 3D/3DX</p> <hr/> <p>APPLICATION: GEAR LEVER HOUSING WASHER</p>		
<p>PART NO. / DIMENSION: 826-00820</p> <hr/> <p>DESCRIPTION: PIN LOCKING NUT</p> <hr/> <p>MODEL NAME: JCB 3CX,4CX,3DX</p> <hr/> <p>APPLICATION: KINGPOST SIDESHIFT</p>		
<p>PART NO. / DIMENSION: 450-12403</p> <hr/> <p>DESCRIPTION: GEAR SUN</p> <hr/> <p>MODEL NAME: JCB 3D,3DX</p> <hr/> <p>APPLICATION: AXLE, DRIVE ASSEMBLY</p>		

<p>PART NO. / DIMENSION: 826-00512</p> <hr/> <p>DESCRIPTION: PIN LYNCH</p> <hr/> <p>MODEL NAME: JCB 3CX/4CX</p> <hr/> <p>APPLICATION: BUCKET LYNCH PIN</p>		
<p>PART NO. / DIMENSION: 122-62400 40-300617</p> <hr/> <p>DESCRIPTION: CAP FILLER,DIESEL FUEL</p> <hr/> <p>MODEL NAME: JCB 3CX</p> <hr/> <p>APPLICATION: TANK, DIESEL FUEL</p>		
<p>PART NO. / DIMENSION: 123-03215</p> <hr/> <p>DESCRIPTION: PAD WEAR STRIP BOTTOM, GREEN</p> <hr/> <p>MODEL NAME: JCB 3CX</p> <hr/> <p>APPLICATION: DIPPER (STICK), EXTRADIG</p>		

<p>PART NO. / DIMENSION: 453-00304</p> <hr/> <p>DESCRIPTION: TRUNION</p> <hr/> <p>MODEL NAME: JCB 3CX,4CX</p> <hr/> <p>APPLICATION: KNUCKLE, STEERING, 4WD AXLE</p>		
<p>PART NO. / DIMENSION: 808-00209</p> <hr/> <p>DESCRIPTION: WASHER</p> <hr/> <p>MODEL NAME: JCB 3D/3DX</p> <hr/> <p>APPLICATION: STAR GEAR THRUST WASHER</p>		
<p>PART NO. / DIMENSION: 32-902200</p> <hr/> <p>DESCRIPTION: STRAINER SUCTION</p> <hr/> <p>MODEL NAME: JCB 3D/3DX</p> <hr/> <p>APPLICATION: TRANSMISSION STRAINER SUCTION</p>		

<p>PART NO. / DIMENSION: 809-00131</p> <p>DESCRIPTION: KNURLING BOOM BUSH</p> <p>MODEL NAME: JCB 3CX,4CX,3DX</p> <p>APPLICATION: BOOM SIDESHIFT</p>		
<p>PART NO. / DIMENSION: 25-975704</p> <p>DESCRIPTION: WIPER</p> <p>MODEL NAME: JCB 3CX</p> <p>APPLICATION: VALVE-LOADER 3 SPOOL, FLOAT & RESET, DETAILS, GEAR PUMP</p>		
<p>PART NO. / DIMENSION: 450-10216</p> <p>DESCRIPTION: PLANETARY HUB ASSEMBLY</p> <p>MODEL NAME: JCB 3D/3DX</p> <p>APPLICATION: REAR WHEEL HUB</p>		

<p>PART NO. / DIMENSION: 120-30003</p> <hr/> <p>DESCRIPTION: STUB AXLE</p> <hr/> <p>MODEL NAME: JCB 3DX,3CX</p> <hr/> <p>APPLICATION: FRONT AXLE CARRIER STUB AXLE</p>		
<p>PART NO. / DIMENSION: 809-00176</p> <hr/> <p>DESCRIPTION: BEARING LINER</p> <hr/> <p>MODEL NAME: JCB 3CX/4CX</p> <hr/> <p>APPLICATION: TIPPING LINK BUSH</p>		
<p>PART NO. / DIMENSION: 904-50033</p> <hr/> <p>DESCRIPTION: SEAL</p> <hr/> <p>MODEL NAME: JCB 3D/3DX</p> <hr/> <p>APPLICATION: REAR HUB OIL SEAL</p>		

<p>PART NO. / DIMENSION: 813-50012</p> <hr/> <p>DESCRIPTION: SEAL BRAKE PISTON</p> <hr/> <p>MODEL NAME: JCB 3D/3DX</p> <hr/> <p>APPLICATION: BRAKE PISTON RING SMALL</p>		
<p>PART NO. / DIMENSION: 813-50026</p> <hr/> <p>DESCRIPTION: SEAL BRAKE PISTON</p> <hr/> <p>MODEL NAME: JCB 3D/3DX</p> <hr/> <p>APPLICATION: BRAKES</p>		
<p>PART NO. / DIMENSION: 25-975703</p> <hr/> <p>DESCRIPTION: SEAL LIP</p> <hr/> <p>MODEL NAME: JCB 3CX</p> <hr/> <p>APPLICATION: VALVE, 2,3 SPOOL, STANDARD</p>		

<p>PART NO. / DIMENSION: 450-10221</p> <hr/> <p>DESCRIPTION: HUB WITHOUT STUDS 5 STUD</p> <hr/> <p>MODEL NAME: JCB 3D</p> <hr/> <p>APPLICATION: AXLE, DRIVE ASSEMBLY</p>		
<p>PART NO. / DIMENSION: 450-10900</p> <hr/> <p>DESCRIPTION: DIFFERENTIAL ASSEMBLY</p> <hr/> <p>MODEL NAME: JCB 3D,3DX</p> <hr/> <p>APPLICATION: CROWN WHEEL & PINION</p>		
<p>PART NO. / DIMENSION: 808-00176</p> <hr/> <p>DESCRIPTION: BUSH</p> <hr/> <p>MODEL NAME: JCB 3D/3DX</p> <hr/> <p>APPLICATION: FRONT AXLE KING PIN BUSH</p>		

<p>PART NO. / DIMENSION: 831-10229</p> <hr/> <p>DESCRIPTION: BEARING LINER</p> <hr/> <p>MODEL NAME: JCB 3CX,4CX,3DX</p> <hr/> <p>APPLICATION: KINGPOST</p>		
<p>PART NO. / DIMENSION: 826-01080</p> <hr/> <p>DESCRIPTION: BOLT</p> <hr/> <p>MODEL NAME: JCB 3D/3DX</p> <hr/> <p>APPLICATION: CROWN PINION BOLT</p>		
<p>PART NO. / DIMENSION: 123-06014</p> <hr/> <p>DESCRIPTION: WEAR PAD</p> <hr/> <p>MODEL NAME: JCB 3D/3DX</p> <hr/> <p>APPLICATION: STABILIZER WEAR PAD LOWER BLACK</p>		

<p>PART NO. / DIMENSION: 458-70037</p> <hr/> <p>DESCRIPTION: GEAR CROWN WHEEL & PINION 13T-38T</p> <hr/> <p>MODEL NAME: JCB 3DX</p> <hr/> <p>APPLICATION: CROWN WHEEL & PINION</p>		
<p>PART NO. / DIMENSION: 531-03205</p> <hr/> <p>DESCRIPTION: TOOTH</p> <hr/> <p>MODEL NAME: JCB 3D/3DX</p> <hr/> <p>APPLICATION: BUCKET CENTER TOOTH</p>		
<p>PART NO. / DIMENSION: 826-01060</p> <hr/> <p>DESCRIPTION: BOLT</p> <hr/> <p>MODEL NAME: JCB 3D,3DX</p> <hr/> <p>APPLICATION: AXLE DRIVE ASSEMBL</p>		

<p>PART NO. / DIMENSION: 25-618901</p> <hr/> <p>DESCRIPTION: VALVE RELIEF</p> <hr/> <p>MODEL NAME: JCB 3DX, 3CX, 4CX</p> <hr/> <p>APPLICATION: MAIN RELIEF VALVE</p>		
<p>PART NO. / DIMENSION: 32-920300</p> <hr/> <p>DESCRIPTION: ELEMENT SUCTION</p> <hr/> <p>MODEL NAME: JCB 3DX, 3CX, 4CX</p> <hr/> <p>APPLICATION: HYDRAULIC TANK ELEMENT SUCTION</p>		
<p>PART NO. / DIMENSION: 445-12307</p> <hr/> <p>DESCRIPTION: COUNTER PLATE</p> <hr/> <p>MODEL NAME: JCB 3D/3DX</p> <hr/> <p>APPLICATION: TRANSMISSION COUNTER PLATE</p>		

<p>PART NO. / DIMENSION: 834-10756</p> <hr/> <p>DESCRIPTION: HOSE SUCTION HYDRAULIC OIL</p> <hr/> <p>MODEL NAME: JCB 3CX,4CX</p> <hr/> <p>APPLICATION: PUMP MAIN HYDRAULIC</p>		
<p>PART NO. / DIMENSION: 910-24802</p> <hr/> <p>DESCRIPTION: LEVER</p> <hr/> <p>MODEL NAME: JCB 3D/3DX</p> <hr/> <p>APPLICATION: ACCELERATOR LEVER</p>		
<p>PART NO. / DIMENSION: 120-16903</p> <hr/> <p>DESCRIPTION: CABIN MOUNTING</p> <hr/> <p>MODEL NAME: JCB 3D/3DX, 3CX/4CX</p> <hr/> <p>APPLICATION: MOUNTING CAB RUBBER</p>		

<p>PART NO. / DIMENSION: 123-06023</p> <hr/> <p>DESCRIPTION: CAP SIDESHIFT STABILISER</p> <hr/> <p>MODEL NAME: JCB 3CX</p> <hr/> <p>APPLICATION: STABILISER, SIDESHIFT</p>		
<p>PART NO. / DIMENSION: 808-00388</p> <hr/> <p>DESCRIPTION: BEARING LINER</p> <hr/> <p>MODEL NAME: JCB 3CX,4CX,3DX</p> <hr/> <p>APPLICATION: KINGPOST CARRIAGE SIDESHIFT</p>		
<p>PART NO. / DIMENSION: 811-20061</p> <hr/> <p>DESCRIPTION: PIN PIVOT</p> <hr/> <p>MODEL NAME: JCB 3CX,4CX,3DX</p> <hr/> <p>APPLICATION: DIPPER (STICK), MONO</p>		

<p>PART NO. / DIMENSION: 811-50368</p> <hr/> <p>DESCRIPTION: PIN</p> <hr/> <p>MODEL NAME: JCB 3D/3DX</p> <hr/> <p>APPLICATION: BUCKET ROD PIVOT PIN</p>		
<p>PART NO. / DIMENSION: 831-10211</p> <hr/> <p>DESCRIPTION: BEARING LINER</p> <hr/> <p>MODEL NAME: JCB 3CX,4CX,3DX</p> <hr/> <p>APPLICATION: KINGPOST CARRIAGE SIDESHIFT</p>		
<p>PART NO. / DIMENSION: 121-70500</p> <hr/> <p>DESCRIPTION: KING POST CARRIAGE</p> <hr/> <p>MODEL NAME: JCB 3CX,3D</p> <hr/> <p>APPLICATION: KING POST CARRIAGE</p>		

<p>PART NO. / DIMENSION: 20-925552</p> <hr/> <p>DESCRIPTION: CHARGING PUMP</p> <hr/> <p>MODEL NAME: JCB 3DX</p> <hr/> <p>APPLICATION: TRANSMISSION PUMP ASSEMBLY</p>	
<p>PART NO. / DIMENSION: 40-300893</p> <hr/> <p>DESCRIPTION: FILTER ELEMENT UNQIN</p> <hr/> <p>MODEL NAME: JCB 3DX</p> <hr/> <p>APPLICATION: FILTER HYDRAULIC</p>	
<p>PART NO. / DIMENSION: 811-90198</p> <hr/> <p>DESCRIPTION: PIVOT PIN</p> <hr/> <p>MODEL NAME: JCB 3D/3DX</p> <hr/> <p>APPLICATION: SLEW RAM ROD PIN</p>	

<p>PART NO. / DIMENSION: 263-24405</p> <hr/> <p>DESCRIPTION: MOUNTING</p> <hr/> <p>APPLICATION: CAB FRAME</p>		
<p>PART NO. / DIMENSION: 911-40048</p> <hr/> <p>DESCRIPTION: PIN K.POST BOTTOM PIVOT SIDESHIFT</p> <hr/> <p>MODEL NAME: JCB 3CX,4CX,3DX</p> <hr/> <p>APPLICATION: KINGPOST SIDESHIFT</p>		
<p>PART NO. / DIMENSION: 813-50010</p> <hr/> <p>DESCRIPTION: GASKET</p> <hr/> <p>MODEL NAME: JCB 3D/3DX</p> <hr/> <p>APPLICATION: SOLENOID VALVE</p>		

<p>PART NO. / DIMENSION: 04-600137</p> <hr/> <p>DESCRIPTION: DRIVE PLATE KIT</p> <hr/> <p>MODEL NAME: JCB 3DX 4DX</p> <hr/> <p>APPLICATION: TORQUE CONVERTOR</p>		
<p>PART NO. / DIMENSION: 120-30002</p> <hr/> <p>DESCRIPTION: COTTER PIN</p> <hr/> <p>MODEL NAME: JCB 3DX</p> <hr/> <p>APPLICATION: FRONT AXLE COTTER PIN</p>		
<p>PART NO. / DIMENSION: 123-05403</p> <hr/> <p>DESCRIPTION: STRUT DOOR STAY 340 X 110</p> <hr/> <p>MODEL NAME: JCB 3CX</p> <hr/> <p>APPLICATION: DOOR, CLEAR GLASS</p>		

<p>PART NO. / DIMENSION: 1340-0905</p> <hr/> <p>DESCRIPTION: NUT</p> <hr/> <p>MODEL NAME: JCB 3D/3DX</p> <hr/> <p>APPLICATION: FRONT AXLE ASSEMBLY</p>		
<p>PART NO. / DIMENSION: 826-01712</p> <hr/> <p>DESCRIPTION: BOLT</p> <hr/> <p>MODEL NAME: JCB 3D/3DX</p> <hr/> <p>APPLICATION: REAR AXLE BOLT</p>		
<p>PART NO. / DIMENSION: 120-30001</p> <hr/> <p>DESCRIPTION: KING PIN</p> <hr/> <p>MODEL NAME: JCB 3D/3DX, 3CX/4CX</p> <hr/> <p>APPLICATION: FRONT AXLE KING PIN</p>		

<p>PART NO. / DIMENSION: 320-04542</p> <hr/> <p>DESCRIPTION: WATER PUMP</p> <hr/> <p>MODEL NAME: JCB 3DX JCB ENGINE</p> <hr/> <p>APPLICATION: WATER PUMP</p>		
<p>PART NO. / DIMENSION: 128-10726</p> <hr/> <p>DESCRIPTION: KING POST NEW MODEL</p> <hr/> <p>MODEL NAME: JCB 3CX,4CX,3DX</p> <hr/> <p>APPLICATION: KINGPOST SIDESHIFT</p>		
<p>PART NO. / DIMENSION: 320-07155</p> <hr/> <p>DESCRIPTION: FILTER FUEL</p> <hr/> <p>MODEL NAME: JCB 3D/3DX</p> <hr/> <p>APPLICATION: FUEL FILTER</p>		

<p>PART NO. / DIMENSION: 331-22379</p> <hr/> <p>DESCRIPTION: ADJUSTER ADJUSTER STABILISER LEG</p> <hr/> <p>MODEL NAME: JCB 3DX</p> <hr/> <p>APPLICATION: STABLIZER SIDESHIFT</p>		
<p>PART NO. / DIMENSION: 459-70317</p> <hr/> <p>DESCRIPTION: YOKE COUPLING</p> <hr/> <p>MODEL NAME: JCB 3DX</p> <hr/> <p>APPLICATION: TRANMISSION, ASSEMBLY,</p>		
<p>PART NO. / DIMENSION: 904-20172</p> <hr/> <p>DESCRIPTION: SEAL TRIPLE LIP</p> <hr/> <p>MODEL NAME: JCB 3DX</p> <hr/> <p>APPLICATION: TRANSMISSION</p>		

<p>PART NO. / DIMENSION: 123-05892</p> <hr/> <p>DESCRIPTION: CAP FILLER, LOCKABLE SUPPLIED WITHOUT KEY</p> <hr/> <p>MODEL NAME: JCB 3CX</p> <hr/> <p>APPLICATION: TANK, DIESEL FUEL, 150 LITRES</p>		
<p>PART NO. / DIMENSION: 331-16516</p> <hr/> <p>DESCRIPTION: PLATE COUNTER CLUTCH</p> <hr/> <p>MODEL NAME: JCB 3DX</p> <hr/> <p>APPLICATION: TRANSMISSION CLUTCH HOUSING PLATE</p>		
<p>PART NO. / DIMENSION: 331-16520</p> <hr/> <p>DESCRIPTION: PLATE FRICTION CLUTCH</p> <hr/> <p>MODEL NAME: JCB 3DX</p> <hr/> <p>APPLICATION: TRANSMISSION CLUTCH HOUSING PLATE</p>		

<p>PART NO. / DIMENSION: 40-301610</p> <p>DESCRIPTION: LINER BEARING UNQIN</p> <p>MODEL NAME: JCB 3DX</p> <p>APPLICATION: DIPPER</p>		
<p>PART NO. / DIMENSION: 40-301753</p> <p>DESCRIPTION: CARRIAGE KINGPOST SIDESHIFT</p> <p>MODEL NAME: JCB 3CX</p> <p>APPLICATION: KINGPOST CARRIAGE, SIDESHIFT</p>		

<p>PART NO. / DIMENSION: 450-10224</p> <hr/> <p>DESCRIPTION: FRICTION PLATE</p> <hr/> <p>MODEL NAME: JCB 3D/3DX</p> <hr/> <p>APPLICATION: BRAKE RICTION PLATE</p>		
<p>PART NO. / DIMENSION: 907-05700</p> <hr/> <p>DESCRIPTION: BEARING</p> <hr/> <p>MODEL NAME: JCB 3D/3DX</p> <hr/> <p>APPLICATION: FRONT AXLE HUB BEARING SMALL</p>		
<p>PART NO. / DIMENSION: 911-40104</p> <hr/> <p>DESCRIPTION: BOTTOM PIN</p> <hr/> <p>MODEL NAME: JCB 3CX,3DX</p> <hr/> <p>APPLICATION: KINGPOST SIDESHIFT</p>		

<p>PART NO. / DIMENSION: 834-00685</p> <hr/> <p>DESCRIPTION: HOSE BOTTOM</p> <hr/> <p>MODEL NAME: JCB 3CX,4CX</p> <hr/> <p>APPLICATION: RADIATOR</p>		
<p>PART NO. / DIMENSION: 826-01483</p> <hr/> <p>DESCRIPTION: NUT STAKE</p> <hr/> <p>MODEL NAME: JCB 3DX</p> <hr/> <p>APPLICATION: DIFFERENTIAL ASSY.</p>		
<p>PART NO. / DIMENSION: 1208-0015</p> <hr/> <p>DESCRIPTION: BUSH</p> <hr/> <p>MODEL NAME: JCB 3D/3DX</p> <hr/> <p>APPLICATION: ARM LOADER</p>		

<p>PART NO. / DIMENSION: 445-05501</p> <hr/> <p>DESCRIPTION: GEAR LEVER</p> <hr/> <p>MODEL NAME: JCB 3D/3DX</p> <hr/> <p>APPLICATION: GEAR LEVER HOUSING</p>		
<p>PART NO. / DIMENSION: 445-10703</p> <hr/> <p>DESCRIPTION: YOKE COUPLING</p> <hr/> <p>MODEL NAME: JCB 3CX</p> <hr/> <p>APPLICATION: TRANSMISSION, JCB SYNCRO SHUTTLE</p>		
<p>PART NO. / DIMENSION: 826-00927</p> <hr/> <p>DESCRIPTION: BALL JOINT</p> <hr/> <p>MODEL NAME: JCB 3DX, 3CX, 4CX</p> <hr/> <p>APPLICATION: LEVER CONTROL</p>		

<p>PART NO. / DIMENSION: 904-05100</p> <hr/> <p>DESCRIPTION: SEAL</p> <hr/> <p>MODEL NAME: JCB 3D/3DX</p> <hr/> <p>APPLICATION: TRANSMISSION GEAR SEAL</p>		
<p>PART NO. / DIMENSION: 808-00207A</p> <hr/> <p>DESCRIPTION: WASHER THRUST 8MM</p> <hr/> <p>MODEL NAME: JCB 3CX,4CX,3D</p> <hr/> <p>APPLICATION: SLEW/SWING, COMPONENTS, SIDESHIFT</p>		
<p>PART NO. / DIMENSION: 904-06700</p> <hr/> <p>DESCRIPTION: SEAL</p> <hr/> <p>MODEL NAME: JCB SD55 AXLE</p> <hr/> <p>APPLICATION: KNUCKLE, STEERING AXLE</p>		

<p>PART NO. / DIMENSION: 445-64401</p> <hr/> <p>DESCRIPTION: GEAR 36T</p> <hr/> <p>MODEL NAME: JCB 3D</p> <hr/> <p>APPLICATION: TRANSMISSION, COMPONENTS</p>		
<p>PART NO. / DIMENSION: 808-00229</p> <hr/> <p>DESCRIPTION: BUSH</p> <hr/> <p>MODEL NAME: JCB 3CX,4CX,3D</p> <hr/> <p>APPLICATION: KINGPOST SIDESHIFT</p>		
<p>PART NO. / DIMENSION: 809-00125</p> <hr/> <p>DESCRIPTION: BEARING LINER</p> <hr/> <p>MODEL NAME: JCB 3CX,4CX</p> <hr/> <p>APPLICATION: QUICKHITCH, DEDICATED, BACKHOE ATTACHMENT</p>		

<p>PART NO. / DIMENSION: 1208-0031</p> <hr/> <p>DESCRIPTION: BUSH</p> <hr/> <p>MODEL NAME: JCB 3CX-4</p> <hr/> <p>APPLICATION: Tipping Link Bush</p>		
<p>PART NO. / DIMENSION: 20-900401</p> <hr/> <p>DESCRIPTION: SEAL SHAFT</p> <hr/> <p>MODEL NAME: JCB 3D</p> <hr/> <p>APPLICATION: TRANSMISSION OIL PUMP SHAFT SEAL</p>		
<p>PART NO. / DIMENSION: 904-09400</p> <hr/> <p>DESCRIPTION: SEAL</p> <hr/> <p>MODEL NAME: JCB 3D/3DX</p> <hr/> <p>APPLICATION: HYDRA CLAMP SEAL</p>		

<p>PART NO. / DIMENSION: 917-02000</p> <p>DESCRIPTION: BEARING</p> <p>MODEL NAME: JCB 3D/3DX</p> <p>APPLICATION: STEERING WHEEL BEARING</p>		
<p>PART NO. / DIMENSION: 811-80001</p> <p>DESCRIPTION: PIVOT PIN</p> <p>MODEL NAME: JCB 3D/3DX</p> <p>APPLICATION: LOADER BUCKET MAIN PIN</p>		
<p>PART NO. / DIMENSION: 826-00892</p> <p>DESCRIPTION: BOLT</p> <p>MODEL NAME: JCB 3D,3DX</p> <p>APPLICATION: PROPSHAFT TRANSMISSION</p>		




<p>PART NO. / DIMENSION: 828-00137</p> <hr/> <p>DESCRIPTION: SEAL</p> <hr/> <p>MODEL NAME: JCB 3D/3DX</p> <hr/> <p>APPLICATION: KING POST GREASE SEAL</p>		
<p>PART NO. / DIMENSION: 828-00138</p> <hr/> <p>DESCRIPTION: SEAL BOTTOM</p> <hr/> <p>MODEL NAME: JCB 3CX,4CX,3D</p> <hr/> <p>APPLICATION: SLEW SWING COMPONENTS</p>		
<p>PART NO. / DIMENSION: 834-00211</p> <hr/> <p>DESCRIPTION: HOSE</p> <hr/> <p>MODEL NAME: JCB 3CX</p> <hr/> <p>APPLICATION: RADIATOR</p>		

<p>PART NO. / DIMENSION: 155-10600</p> <hr/> <p>DESCRIPTION: NUT SEALASTIC</p> <hr/> <p>MODEL NAME: JCB 3D,3DX</p> <hr/> <p>APPLICATION: LOOSE PARTS, , 475/M4734</p>	
<p>PART NO. / DIMENSION: 450-10215</p> <hr/> <p>DESCRIPTION: CARRIER BRAKE PLATE</p> <hr/> <p>MODEL NAME: JCB 3D</p> <hr/> <p>APPLICATION: BRAKES, AXLE</p>	
<p>PART NO. / DIMENSION: 834-00666</p> <hr/> <p>DESCRIPTION: HOSE ELBOW</p> <hr/> <p>MODEL NAME: JCB 2CX</p> <hr/> <p>APPLICATION: RADIATOR</p>	

<p>PART NO. / DIMENSION: 904-50020</p> <hr/> <p>DESCRIPTION: SEAL RING</p> <hr/> <p>MODEL NAME: JCB 3D</p> <hr/> <p>APPLICATION: CLUTCH REVERSER UNIT,</p>		
<p>PART NO. / DIMENSION: 445-03014</p> <hr/> <p>DESCRIPTION: SHAFT MAIN</p> <hr/> <p>MODEL NAME: JCB 3D</p> <hr/> <p>APPLICATION: TRANSMISSION, COMPONENTS</p>		
<p>PART NO. / DIMENSION: 808-00186</p> <hr/> <p>DESCRIPTION: BUSH</p> <hr/> <p>MODEL NAME: JCB 3D/3DX</p> <hr/> <p>APPLICATION: KPC BEARING PLATE BUSH</p>		

<p>PART NO. / DIMENSION: 811-10091</p> <hr/> <p>DESCRIPTION: PIN AXLE PIVOT</p> <hr/> <p>MODEL NAME: JCB 3DX,3DXSUPER</p> <hr/> <p>APPLICATION: AXLE PIVOT PIN &, GREASE,</p>		
<p>PART NO. / DIMENSION: 813-00425</p> <hr/> <p>DESCRIPTION: SEAL PIVOT PIN GREASE</p> <hr/> <p>MODEL NAME: JCB 3D,3CX,3DX</p> <hr/> <p>APPLICATION: BACKHOE ATTACHMENT</p>		
<p>PART NO. / DIMENSION: 819-00049</p> <hr/> <p>DESCRIPTION: SHIM</p> <hr/> <p>MODEL NAME: JCB 3DX,4DX</p> <hr/> <p>APPLICATION: BUCKETS</p>		




<p>PART NO. / DIMENSION: 821-00210</p> <hr/> <p>DESCRIPTION: CIRCLIP</p> <hr/> <p>MODEL NAME: JCB 3D,3DX</p> <hr/> <p>APPLICATION: AXLE DRIVE ASSY.</p>		
<p>PART NO. / DIMENSION: 02-200018</p> <hr/> <p>DESCRIPTION: PULLEY CRANKSAHFT</p> <hr/> <p>MODEL NAME: JCB 4CX</p> <hr/> <p>APPLICATION: CRANKSHAFT ENGINE</p>		
<p>PART NO. / DIMENSION: 02-200918</p> <hr/> <p>DESCRIPTION: COOLER HOSE</p> <hr/> <p>MODEL NAME: Cooler Hose</p> <hr/> <p>APPLICATION: JCB 3CX</p>		

<p>PART NO. / DIMENSION: 02-202336</p> <hr/> <p>DESCRIPTION: HOSE RUBBER</p> <hr/> <p>MODEL NAME: 3CX</p> <hr/> <p>APPLICATION: WATER HOSE</p>	
<p>PART NO. / DIMENSION: 121-38101</p> <hr/> <p>DESCRIPTION: GEAR PINION</p> <hr/> <p>MODEL NAME: JCB 3CX/4CX</p> <hr/> <p>APPLICATION: KPC GEAR PINION</p>	
<p>PART NO. / DIMENSION: 25-974602</p> <hr/> <p>DESCRIPTION: VALVE RELIEF MRV 3300PSI</p> <hr/> <p>MODEL NAME: JCB 3CX</p> <hr/> <p>APPLICATION: VALVE, MAIN RELIEF, LOADER VALVE</p>	

<p>PART NO. / DIMENSION: 450-12703</p> <hr/> <p>DESCRIPTION: DOWEL HOLLOW</p> <hr/> <p>MODEL NAME: JCB 3D,3DX</p> <hr/> <p>APPLICATION: AXLE, DRIVE ASSEMBLY</p>		
<p>PART NO. / DIMENSION: 125-35000</p> <hr/> <p>DESCRIPTION: STEERING WHEEL</p> <hr/> <p>MODEL NAME: JCB 3CX/4CX</p> <hr/> <p>APPLICATION: STEERING WHEEL</p>		
<p>PART NO. / DIMENSION: 25-974632</p> <hr/> <p>DESCRIPTION: KIT-REPAIR</p> <hr/> <p>APPLICATION: VALVE, CONTROL, LOADER</p>		

<p>PART NO. / DIMENSION: 808-00173</p> <hr/> <p>DESCRIPTION: BUSH</p> <hr/> <p>MODEL NAME: JCB 3CX,4CX444,3D</p> <hr/> <p>APPLICATION: AXLE ASSEMBLY, 4WD, STEERING, 4WS</p>		
<p>PART NO. / DIMENSION: 808-00207B</p> <hr/> <p>DESCRIPTION: WASHER THRUST 10MM</p> <hr/> <p>MODEL NAME: JCB 3CX,4CX,3D</p> <hr/> <p>APPLICATION: SLEW/SWING, COMPONENTS, SIDESHIFT</p>		
<p>PART NO. / DIMENSION: 808-00246</p> <hr/> <p>DESCRIPTION: BUSH</p> <hr/> <p>MODEL NAME: JCB ROBOT 180,190,1110</p> <hr/> <p>APPLICATION: RAM, STEER AXLE</p>		

<p>PART NO. / DIMENSION: 828-00196</p> <hr/> <p>DESCRIPTION: O RING</p> <hr/> <p>MODEL NAME: JCB 3D/3DX</p> <hr/> <p>APPLICATION: REAR HUB O RING</p>		
<p>PART NO. / DIMENSION: 1207-0011</p> <hr/> <p>DESCRIPTION: SPRING STEEL BUSH</p> <hr/> <p>MODEL NAME: JCB 4DX</p> <hr/> <p>APPLICATION: LOADER ARM BUSH</p>		
<p>PART NO. / DIMENSION: 1209-0021</p> <hr/> <p>DESCRIPTION: CUT BUSH</p> <hr/> <p>MODEL NAME: JCB 3CX</p> <hr/> <p>APPLICATION: LOADER LIFT RAM EYE BUSH</p>		

<p>PART NO. / DIMENSION: 123-02407</p> <hr/> <p>DESCRIPTION: DIPSTICK ASSEMBLY</p> <hr/> <p>MODEL NAME: JCB 3CX</p> <hr/> <p>APPLICATION: SUMP, OIL, & FITTING, S, AB BUILD</p>		
<p>PART NO. / DIMENSION: 130-14022</p> <hr/> <p>DESCRIPTION: INNER CABLE</p> <hr/> <p>MODEL NAME: JCB 3D</p> <hr/> <p>APPLICATION: ACCLETER WIRE</p>		
<p>PART NO. / DIMENSION: 2203-0054</p> <hr/> <p>DESCRIPTION: CIRCLIP</p> <hr/> <p>MODEL NAME: JCB 3D/3DX</p> <hr/> <p>APPLICATION: TIE ROD PIN CIRCLIP</p>		

<p>PART NO. / DIMENSION: 813-00427</p> <hr/> <p>DESCRIPTION: SEAL PIVOT PIN GREASE</p> <hr/> <p>MODEL NAME: JCB 3D,3CX,3DX</p> <hr/> <p>APPLICATION: BACKHOE ATTACHMENT</p>		
<p>PART NO. / DIMENSION: 813-50041</p> <hr/> <p>DESCRIPTION: SEAL REAR</p> <hr/> <p>MODEL NAME: JCB 3D,3DX</p> <hr/> <p>APPLICATION: TORQUE CONVERTER, PUMP & REMOTE FILTER,</p>		
<p>PART NO. / DIMENSION: 823-10270</p> <hr/> <p>DESCRIPTION: THRUST WASHER</p> <hr/> <p>MODEL NAME: JCB 3D/3DX</p> <hr/> <p>APPLICATION: KING POST THRUST WASHER</p>		

<p>PART NO. / DIMENSION: 1208-0032</p> <hr/> <p>DESCRIPTION: BUSH</p> <hr/> <p>MODEL NAME: JCB 3CX/4CX</p> <hr/> <p>APPLICATION: STABILIZER</p>		
<p>PART NO. / DIMENSION: 331-20550</p> <hr/> <p>DESCRIPTION: WEAR PAD</p> <hr/> <p>MODEL NAME: JCB 3D/3DX</p> <hr/> <p>APPLICATION: STABILIZER WEAR PAD GREEN</p>		
<p>PART NO. / DIMENSION: 445-05503</p> <hr/> <p>DESCRIPTION: GEAR LEVER</p> <hr/> <p>MODEL NAME: JCB 3D/3DX</p> <hr/> <p>APPLICATION: GEAR LEVER HOUSING</p>		

<p>PART NO. / DIMENSION: 808-00207</p> <hr/> <p>DESCRIPTION: THRUST WASHER</p> <hr/> <p>MODEL NAME: JCB 3D/3DX</p> <hr/> <p>APPLICATION: KPC THRUST WASHER</p>		
<p>PART NO. / DIMENSION: 834-00437</p> <hr/> <p>DESCRIPTION: WATER HOSE</p> <hr/> <p>MODEL NAME: JCB 3CX/4CX</p> <hr/> <p>APPLICATION: HOSE RADIATOR BOTTOM</p>		
<p>PART NO. / DIMENSION: 991-00122</p> <hr/> <p>DESCRIPTION: KIT SEAL</p> <hr/> <p>MODEL NAME: ROUGH TERRAIN FORK LIFT</p> <hr/> <p>APPLICATION: TILT RAM ASSY.</p>		

<p>PART NO. / DIMENSION: 445-07300</p> <hr/> <p>DESCRIPTION: ADAPTOR BLOCK ASSEMBLY</p> <hr/> <p>MODEL NAME: JCB 3D/3DX</p> <hr/> <p>APPLICATION: TRANSMISSION ADAPTER BLOCK ASSY</p>		
<p>PART NO. / DIMENSION: 450-10700</p> <hr/> <p>DESCRIPTION: GEAR CROWNWHEEL-PINION 13T-38T</p> <hr/> <p>MODEL NAME: JCB 3DX</p> <hr/> <p>APPLICATION: CROWN WHEEL & PINION</p>		
<p>PART NO. / DIMENSION: 823-00470</p> <hr/> <p>DESCRIPTION: WASHER</p> <hr/> <p>MODEL NAME: JCB 3CX</p> <hr/> <p>APPLICATION: FORK LIFT, 6 IN 1 CLAM SHOVEL, MOUNTED</p>		

<p>PART NO. / DIMENSION: 1209-0017</p> <hr/> <p>DESCRIPTION: CUT BUSH</p> <hr/> <p>MODEL NAME: JCB</p> <hr/> <p>APPLICATION: Loader Lift Ram Rod Bush</p>		
<p>PART NO. / DIMENSION: 121-80701</p> <hr/> <p>DESCRIPTION: FAN</p> <hr/> <p>MODEL NAME: JCB 3D</p> <hr/> <p>APPLICATION: ENGINE FAN</p>		
<p>PART NO. / DIMENSION: 445-03205</p> <hr/> <p>DESCRIPTION: TRANSMISSION FRICTION PLATE</p> <hr/> <p>MODEL NAME: JCB 3CX/4CX</p> <hr/> <p>APPLICATION: TRANSMISSION FRICTION PLATE</p>		




<p>PART NO. / DIMENSION: 449-05500</p> <p>DESCRIPTION: DISC SPRING</p> <p>MODEL NAME: JCB 3D</p> <p>APPLICATION: CLUTCH REVERSER UNIT, TRANSMISSION</p>		
<p>PART NO. / DIMENSION: 700-23600</p> <p>DESCRIPTION: LIGHT</p> <p>MODEL NAME: JCB 3D/3DX</p> <p>APPLICATION: REAR LIGHT</p>		
<p>PART NO. / DIMENSION: 04-500219</p> <p>DESCRIPTION: OIL SEAL</p> <p>MODEL NAME: JCB 3D</p> <p>APPLICATION: TRANSMISSION PUMP SEAL</p>		

<p>PART NO. / DIMENSION: 120-35000</p> <hr/> <p>DESCRIPTION: TIPPING LEVER</p> <hr/> <p>MODEL NAME: JCB 3CX/4CX</p> <hr/> <p>APPLICATION: G.A DIPPER LEVER TIPPING</p>		
<p>PART NO. / DIMENSION: 121-13400</p> <hr/> <p>DESCRIPTION: L.H. DOOR LOCK</p> <hr/> <p>MODEL NAME: ARTICULATED DUMP TRUCKS</p> <hr/> <p>APPLICATION: CABIN</p>		
<p>PART NO. / DIMENSION: 121-38104</p> <hr/> <p>DESCRIPTION: RACK</p> <hr/> <p>MODEL NAME: JCB 3CX</p> <hr/> <p>APPLICATION: KPC SLEW RACK</p>		

<p>PART NO. / DIMENSION: 123-04237</p> <hr/> <p>DESCRIPTION: SEAL</p> <hr/> <p>MODEL NAME: JCB 3CX,4CX,3DX</p> <hr/> <p>APPLICATION: KINGPOST CARRIAGE SIDESHIFT</p>		
<p>PART NO. / DIMENSION: 123-05933</p> <hr/> <p>DESCRIPTION: TUBE DIPSTICK</p> <hr/> <p>MODEL NAME: JCB 3CX</p> <hr/> <p>APPLICATION: SUMP, OIL, & FITTINGS, AA & AB BUILDS</p>		
<p>PART NO. / DIMENSION: 445-03005</p> <hr/> <p>DESCRIPTION: SPACER</p> <hr/> <p>MODEL NAME: JCB 3D/3DX</p> <hr/> <p>APPLICATION: PINION SPACER COLLAPSIBLE</p>		

<p>PART NO. / DIMENSION: 808-00214</p> <hr/> <p>DESCRIPTION: BUSH</p> <hr/> <p>MODEL NAME: JCB 3D/3DX</p> <hr/> <p>APPLICATION: KING POST BUSH</p>		
<p>PART NO. / DIMENSION: 808-00216</p> <hr/> <p>DESCRIPTION: BUSH OVERSIZE</p> <hr/> <p>MODEL NAME: JCB 3CX,4CX,3D</p> <hr/> <p>APPLICATION: KINGPOST, SIDESHIFT</p>		
<p>PART NO. / DIMENSION: 808-00385</p> <hr/> <p>DESCRIPTION: BEARING LINER</p> <hr/> <p>MODEL NAME: JCB 3CX</p> <hr/> <p>APPLICATION: KINGPOST</p>		

<p>PART NO. / DIMENSION: 826-00425</p> <hr/> <p>DESCRIPTION: PLUG</p> <hr/> <p>MODEL NAME: JCB 3D/3DX</p> <hr/> <p>APPLICATION: PLANETARY HUB PLUG</p>		
<p>PART NO. / DIMENSION: 904-50023</p> <hr/> <p>DESCRIPTION: SEAL</p> <hr/> <p>MODEL NAME: JCB 3D/3DX</p> <hr/> <p>APPLICATION: PINION SEAL</p>		
<p>PART NO. / DIMENSION: 914-80207</p> <hr/> <p>DESCRIPTION: KIT SPIDER</p> <hr/> <p>MODEL NAME: JCB 3CXT</p> <hr/> <p>APPLICATION: KNUCKLE, STEERING, 4WD AXLE</p>		

<p>PART NO. / DIMENSION: 123-00224</p> <hr/> <p>DESCRIPTION: COVER YELLOW</p> <hr/> <p>MODEL NAME: JCB 3CX</p> <hr/> <p>APPLICATION: KINGPOST CARRIAGE, SIDESHIFT</p>		
<p>PART NO. / DIMENSION: 123-06227</p> <hr/> <p>DESCRIPTION: TUBE-DIPSTICK</p> <hr/> <p>MODEL NAME: JCB 3CXE</p> <hr/> <p>APPLICATION: SUMP, OIL, & FITTINGS</p>		
<p>PART NO. / DIMENSION: 25-618902</p> <hr/> <p>DESCRIPTION: KIT-REPAIR RELIEF VALVE</p> <hr/> <p>MODEL NAME: JCB 3CX</p> <hr/> <p>APPLICATION: VALVE-LOADER 2 SPOOL, FLOAT, DETAILS, GEAR PUMP</p>		

<p>PART NO. / DIMENSION: 445-10801</p> <hr/> <p>DESCRIPTION: HOUSING</p> <hr/> <p>MODEL NAME: JCB 3D</p> <hr/> <p>APPLICATION: TRANSMISSION, GEAR CHANGE,</p>		
<p>PART NO. / DIMENSION: 453-00900</p> <hr/> <p>DESCRIPTION: GEAR CROWN WHEEL & PINION 11T-37T</p> <hr/> <p>MODEL NAME: JCB 3D</p> <hr/> <p>APPLICATION: CROWN WHEEL & PINION</p>		
<p>PART NO. / DIMENSION: 700-31800</p> <hr/> <p>DESCRIPTION: LIGHT</p> <hr/> <p>MODEL NAME: JCB 3D/3DX</p> <hr/> <p>APPLICATION: CABIN WORKING LIGHT</p>		

<p>PART NO. / DIMENSION: 808-00253</p> <hr/> <p>DESCRIPTION: BUSH</p> <hr/> <p>MODEL NAME: JCB 3DX</p> <hr/> <p>APPLICATION: AXLE ASSEMBLY, STEERING</p>		
<p>PART NO. / DIMENSION: 813-00456</p> <hr/> <p>DESCRIPTION: SEAL PIVOT PIN GREASE</p> <hr/> <p>MODEL NAME: JCB 3D,3CX,3DX</p> <hr/> <p>APPLICATION: KINGPOST CARRIAGE SIDESHIFT</p>		
<p>PART NO. / DIMENSION: 826-01744</p> <hr/> <p>DESCRIPTION: NUT</p> <hr/> <p>MODEL NAME: JCB 3D/3DX</p> <hr/> <p>APPLICATION: CROWN PINION NUT</p>		

<p>PART NO. / DIMENSION: 834-00704</p> <hr/> <p>DESCRIPTION: WATER HOSE</p> <hr/> <p>MODEL NAME: JCB 1CX</p> <hr/> <p>APPLICATION: RADIATOR BOTTOM HOSE</p>		
<p>PART NO. / DIMENSION: 1207-0019</p> <hr/> <p>DESCRIPTION: SPRING STEEL BUSH</p> <hr/> <p>MODEL NAME: JCB 4DX</p> <hr/> <p>APPLICATION: LOADER BUCKET BUSH</p>		
<p>PART NO. / DIMENSION: 123-06297</p> <hr/> <p>DESCRIPTION: DIPSTICK</p> <hr/> <p>MODEL NAME: JCB 3CX/4CX</p> <hr/> <p>APPLICATION: DIPSTICK OIL LEVEL</p>		

<p>PART NO. / DIMENSION: 32-925421</p> <hr/> <p>DESCRIPTION: CAP FILLER</p> <hr/> <p>MODEL NAME: JCB 3CX, 4CX, 3DX</p> <hr/> <p>APPLICATION: HYDRAULIC TANK CAP</p>		
<p>PART NO. / DIMENSION: 40-301745</p> <hr/> <p>DESCRIPTION: LIGHT L.H. DIP, 12 VOLT CLEAR</p> <hr/> <p>MODEL NAME: JCB 2CX,3D</p> <hr/> <p>APPLICATION: LIGHT, HEAD, LEFT HAND DIP, CLEAR</p>		
<p>PART NO. / DIMENSION: 445-12305</p> <hr/> <p>DESCRIPTION: BAFFLE OIL</p> <hr/> <p>MODEL NAME: JCB 3D/3DX</p> <hr/> <p>APPLICATION: TRANSMISSION OIL BAFFLE</p>		

<p>PART NO. / DIMENSION: 450-10208</p> <hr/> <p>DESCRIPTION: PAD THRUST</p> <hr/> <p>MODEL NAME: JCB 3D</p> <hr/> <p>APPLICATION: AXLE, DRIVE ASSEMBLY,</p>		
<p>PART NO. / DIMENSION: 700-34100</p> <hr/> <p>DESCRIPTION: LIGHT L.H. DIP, 12 VOLT CLEAR</p> <hr/> <p>MODEL NAME: JCB 2DX,2CX,3D</p> <hr/> <p>APPLICATION: LIGHT, HEAD, LEFT HAND DIP, CLEAR</p>		
<p>PART NO. / DIMENSION: 808-00214A</p> <hr/> <p>DESCRIPTION: BUSH OVERSIZE</p> <hr/> <p>MODEL NAME: JCB 3CX,4CX,3D</p> <hr/> <p>APPLICATION: KINGPOST, SIDESHIFT</p>		

<p>PART NO. / DIMENSION: 808-00352</p> <p>DESCRIPTION: BUSH</p> <p>MODEL NAME: JCB SD 40AXLE</p> <p>APPLICATION: AXLE, STEER DRIVE,</p>		
<p>PART NO. / DIMENSION: 991-00018</p> <p>DESCRIPTION: SEAL KIT</p> <p>MODEL NAME: JCB 3CX/4CX</p> <p>APPLICATION: SLEW RAM</p>		
<p>PART NO. / DIMENSION: 813-00466</p> <p>DESCRIPTION: GASKET</p> <p>MODEL NAME: JCB 3CX</p> <p>APPLICATION: HYD. TANK</p>		

<p>PART NO. / DIMENSION: 826-00538</p> <hr/> <p>DESCRIPTION: NUT</p> <hr/> <p>MODEL NAME: JCB 3D,3DX</p> <hr/> <p>APPLICATION: TRANSMISSION INTERNAL COMPONENTS</p>		
<p>PART NO. / DIMENSION: 904-06200</p> <hr/> <p>DESCRIPTION: SEAL</p> <hr/> <p>MODEL NAME: JCB 3D/3DX</p> <hr/> <p>APPLICATION: FRONT HUB OIL SEAL</p>		
<p>PART NO. / DIMENSION: 914-10803</p> <hr/> <p>DESCRIPTION: KIT SPIDER</p> <hr/> <p>MODEL NAME: JCB 3D,3CX</p> <hr/> <p>APPLICATION: SHAFT, PUMP DRIVE</p>		

<p>PART NO. / DIMENSION: 04-500300</p> <hr/> <p>DESCRIPTION: KIT DRIVE PLATE</p> <hr/> <p>MODEL NAME: JCB 3D, 3CX, 4CX</p> <hr/> <p>APPLICATION: TORQUE CONVERTOR DRIVE PLATE KIT</p>		
<p>PART NO. / DIMENSION: 1209-0020</p> <hr/> <p>DESCRIPTION: CUT BUSH</p> <hr/> <p>MODEL NAME: JCB 4CX</p> <hr/> <p>APPLICATION: LOADER LIFT RAM BUSH</p>		
<p>DESCRIPTION: MOUNTING RUBBER</p> <hr/> <p>MODEL NAME: JCB 3CX</p> <hr/> <p>APPLICATION: VALVE MOUNTINGS, EXCAVATOR & LOADER</p>		

<p>PART NO. / DIMENSION: 445-12304</p> <hr/> <p>DESCRIPTION: RETAINER</p> <hr/> <p>MODEL NAME: JCB 3D/3DX</p> <hr/> <p>APPLICATION: TRANSMISSION SPRING RETAINER</p>		
<p>PART NO. / DIMENSION: 808-00186A</p> <hr/> <p>DESCRIPTION: BUSH OVERSIZE</p> <hr/> <p>MODEL NAME: JCB 3CX,4CX,3D</p> <hr/> <p>APPLICATION: SLEW/SWING, COMPONENTS, SIDESHIFT</p>		
<p>PART NO. / DIMENSION: 808-00216A</p> <hr/> <p>DESCRIPTION: BUSH OVERSIZE</p> <hr/> <p>MODEL NAME: JCB 3CX,4CX,3D</p> <hr/> <p>APPLICATION: KINGPOST, SIDESHIFT</p>		

<p>PART NO. / DIMENSION: 121-13500</p> <hr/> <p>DESCRIPTION: R.H. DOOR LOCK</p> <hr/> <p>MODEL NAME: JCB 3D</p> <hr/> <p>APPLICATION: CABIN DOOR LOCK R.H.</p>		
<p>PART NO. / DIMENSION: 1450-0001</p> <hr/> <p>DESCRIPTION: GREASE NIPPLE</p> <hr/> <p>MODEL NAME: JCB 3D/3DX</p> <hr/> <p>APPLICATION: GREASING</p>		
<p>PART NO. / DIMENSION: 440-00709</p> <hr/> <p>DESCRIPTION: GEAR PLANET</p> <hr/> <p>MODEL NAME: JCB SD 40AXLE</p> <hr/> <p>APPLICATION: REAR WHEEL HUB</p>		

<p>PART NO. / DIMENSION: 445-70401</p> <p>DESCRIPTION: LAYSHAFT</p> <p>MODEL NAME: JCB 3CX</p> <p>APPLICATION: TRANSMISSION, JCB SYNCRO SHUTTLE, INTERNAL COMPONENTS</p>		
<p>PART NO. / DIMENSION: 458-20446</p> <p>DESCRIPTION: CARRIER WHEEL BEARING 5 STUD</p> <p>MODEL NAME: JCB 3D,3DX</p> <p>APPLICATION: AXLE DRIVE ASSEMBLY</p>		
<p>PART NO. / DIMENSION: 809-00090A</p> <p>DESCRIPTION: LINER BEARING(OVERSIZE)</p> <p>MODEL NAME: JCB3CX,4CX,3D</p> <p>APPLICATION: KINGPOST CARRIAGE SIDESHIF</p>		

<p>PART NO. / DIMENSION: 920-01680</p> <hr/> <p>DESCRIPTION: VALVE MAIN RELIEF</p> <hr/> <p>MODEL NAME: JCB 3D/3DX</p> <hr/> <p>APPLICATION: LOADER VALVE BLOCK</p>		
<p>PART NO. / DIMENSION: 116-00416</p> <hr/> <p>DESCRIPTION: JOINT UNIVERSAL</p> <hr/> <p>MODEL NAME: JCB 3D, 3CX, 4CX</p> <hr/> <p>APPLICATION: LOADER CONTROL LEVER UNIVERSAL JOINT</p>		
<p>PART NO. / DIMENSION: 331-20556</p> <hr/> <p>DESCRIPTION: WEAR PAD</p> <hr/> <p>MODEL NAME: JCB 3D/3DX</p> <hr/> <p>APPLICATION: STABILIZER UPPER WEAR PAD BLUE</p>		

<p>PART NO. / DIMENSION: 813-00426</p> <p>DESCRIPTION: SEAL PIVOT PIN GREASE</p> <p>MODEL NAME: JCB 3D,3CX,3DX</p> <p>APPLICATION: BACKHOE ATTACHMENT</p>		
<p>PART NO. / DIMENSION: 991-00130</p> <p>DESCRIPTION: KIT SEAL</p> <p>MODEL NAME: JCB 3CX-4</p> <p>APPLICATION: DIPPER RAM</p>		
<p>PART NO. / DIMENSION: 991-00145</p> <p>DESCRIPTION: KIT SEAL</p> <p>MODEL NAME: JCB TLT 20D</p> <p>APPLICATION: LOADER LIFT RAM</p>		

<p>PART NO. / DIMENSION: 120-40301</p> <hr/> <p>DESCRIPTION: HYDRA CLAMP CYLINDER</p> <hr/> <p>MODEL NAME: JCB 3CX-2,3D</p> <hr/> <p>APPLICATION: KPC HYDRA CLAMP CYLINDER</p>		
<p>PART NO. / DIMENSION: 1208-0018</p> <hr/> <p>DESCRIPTION: BUSH</p> <hr/> <p>MODEL NAME: JCB 3D/3DX</p> <hr/> <p>APPLICATION: LIFT RAM ASSEMBLY</p>		
<p>PART NO. / DIMENSION: 125-79800</p> <hr/> <p>DESCRIPTION: LEVER TIPPING TWIN LINK POSITION</p> <hr/> <p>MODEL NAME: JCB 3CX</p> <hr/> <p>APPLICATION: DIPPER (STICK), MONO</p>		

<p>PART NO. / DIMENSION: 128-12634</p> <p>DESCRIPTION: KNOB</p> <p>MODEL NAME: JCB 3D/3DX</p> <p>APPLICATION: GEAR LEVER KNOB</p>		
<p>PART NO. / DIMENSION: 20-902901</p> <p>DESCRIPTION: KIT-SEAL PUMP</p> <p>MODEL NAME: JCB 3CX</p> <p>APPLICATION: PUMP, MAIN HYDRAULIC, CODE 4070</p>		
<p>PART NO. / DIMENSION: 829-00548</p> <p>DESCRIPTION: BUSH</p> <p>MODEL NAME: JCB 3DX</p> <p>APPLICATION: STEERING AXLE ASSY.</p>		232

<p>PART NO. / DIMENSION: 991-00123</p> <hr/> <p>DESCRIPTION: KIT SEAL</p> <hr/> <p>MODEL NAME: JCB 3CX-2,3CX-4</p> <hr/> <p>APPLICATION: LOADER LIFT RAM</p>		
<p>PART NO. / DIMENSION: 445-03206</p> <hr/> <p>DESCRIPTION: COUNTER PLATE</p> <hr/> <p>MODEL NAME: JCB 3CX/4CX</p> <hr/> <p>APPLICATION: TRANSMISSION COUNTER PLATE</p>		
<p>PART NO. / DIMENSION: 445-18600</p> <hr/> <p>DESCRIPTION: DISC SPRING</p> <hr/> <p>MODEL NAME: JCB 3D/3DX</p> <hr/> <p>APPLICATION: TRANSMISSION DISC SPRING</p>		




<p>PART NO. / DIMENSION: 459-70271</p> <hr/> <p>DESCRIPTION: GEAR LEVER</p> <hr/> <p>MODEL NAME: JCB 3D/3DX</p> <hr/> <p>APPLICATION: GEAR LEVER BOTTOM GEAR SHIFT</p>		
<p>PART NO. / DIMENSION: 808-00244</p> <hr/> <p>DESCRIPTION: BUSH</p> <hr/> <p>MODEL NAME: JCB 3CX</p> <hr/> <p>APPLICATION: AXLE ASSEMBLY, 2WD, STEERING</p>		
<p>PART NO. / DIMENSION: 811-50372</p> <hr/> <p>DESCRIPTION: PIN PIVOT</p> <hr/> <p>MODEL NAME: JCB 3CX,4CX</p> <hr/> <p>APPLICATION: DIPPER (STICK), MONO</p>		

<p>PART NO. / DIMENSION: 811-70078</p> <p>DESCRIPTION: PIVOT PIN</p> <p>MODEL NAME: JCB 3CX,4CX</p> <p>APPLICATION: KINGPOST SIDESHIFT</p>		
<p>PART NO. / DIMENSION: 819-00132</p> <p>DESCRIPTION: SPACER</p> <p>MODEL NAME: JCB 3DX</p> <p>APPLICATION: AXLE PIVOT PIN &, GREASE,</p>		
<p>PART NO. / DIMENSION: 991-00100</p> <p>DESCRIPTION: KIT SEAL</p> <p>MODEL NAME: JCB 2CX</p> <p>APPLICATION: LOADER LIFT RAM</p>		

<p>PART NO. / DIMENSION: 991-00127</p> <p>DESCRIPTION: KIT SEAL</p> <p>MODEL NAME: JCB 4CXSM</p> <p>APPLICATION: LOADER LIFT RAM</p>		
<p>PART NO. / DIMENSION: 1208-0021</p> <p>DESCRIPTION: BUSH</p> <p>MODEL NAME: JCB 4DX</p> <p>APPLICATION: STABLIZER RAM EYE BUSH</p>		
<p>PART NO. / DIMENSION: 1209-0019</p> <p>DESCRIPTION: BUSHING</p> <p>MODEL NAME: JCB</p> <p>APPLICATION: Tilt Ram Bush</p>		

<p>PART NO. / DIMENSION: 123-02450</p> <hr/> <p>DESCRIPTION: LOCK DOOR LEFT HAND</p> <hr/> <p>MODEL NAME: JCB 2CX</p> <hr/> <p>APPLICATION: CAB DOOR</p>		
<p>PART NO. / DIMENSION: 123-02451</p> <hr/> <p>DESCRIPTION: LOCK DOOR RIGHT HAND</p> <hr/> <p>MODEL NAME: JCB 3CX</p> <hr/> <p>APPLICATION: DOOR, CLEAR GLASS</p>		
<p>PART NO. / DIMENSION: 445-70501</p> <hr/> <p>DESCRIPTION: LAYSHAFT</p> <hr/> <p>MODEL NAME: JCB 3D</p> <hr/> <p>APPLICATION: TRANSMISSION, JCB SYNCRO SHUTTLE, INTERNAL COMPONENTS</p>		

<p>PART NO. / DIMENSION: 450-10405</p> <hr/> <p>DESCRIPTION: YOKE FLANGE</p> <hr/> <p>MODEL NAME: JCB WHEELD LOADER</p> <hr/> <p>APPLICATION: DIFFERENTIAL, HOUSING ASSEMBLY</p>		
<p>PART NO. / DIMENSION: 809-10030</p> <hr/> <p>DESCRIPTION: BUSH</p> <hr/> <p>MODEL NAME: JCB 3CX,3DX</p> <hr/> <p>APPLICATION: LOADER ARM</p>		
<p>PART NO. / DIMENSION: 811-10059</p> <hr/> <p>DESCRIPTION: PIN PIVOT</p> <hr/> <p>MODEL NAME: JCB 4CX</p> <hr/> <p>APPLICATION: AXLE ASSEMBLY, 4WD, STEERING,</p>		

<p>PART NO. / DIMENSION: 811-30048</p> <hr/> <p>DESCRIPTION: PIVOT PIN</p> <hr/> <p>MODEL NAME: JCB 3CX,3D</p> <hr/> <p>APPLICATION: AXLE ASSEMBLY FRONT, AND STEERING 2-WD</p>		
<p>PART NO. / DIMENSION: 823-00220</p> <hr/> <p>DESCRIPTION: SHIM</p> <hr/> <p>MODEL NAME: JCB 3D/3DX</p> <hr/> <p>APPLICATION: FRONT AXLE CENTER PIN ADJUSTING SHIM</p>		
<p>PART NO. / DIMENSION: 828-00224</p> <hr/> <p>DESCRIPTION: O RING</p> <hr/> <p>MODEL NAME: JCB 3D,3CX</p> <hr/> <p>APPLICATION: CLUTCH REVERSER UNIT,</p>		

<p>PART NO. / DIMENSION: 907-08300</p> <hr/> <p>DESCRIPTION: BEARING</p> <hr/> <p>MODEL NAME: JCB 3D/3DX</p> <hr/> <p>APPLICATION: REAR AXLE CROWN PINION BEARING</p>		
<p>PART NO. / DIMENSION: 910-24803</p> <hr/> <p>DESCRIPTION: CABLE THROTTLE CONTROL</p> <hr/> <p>MODEL NAME: JCB 3D,3CX</p> <hr/> <p>APPLICATION: CONTROL THROTTLE</p>		
<p>PART NO. / DIMENSION: 914-44500</p> <hr/> <p>DESCRIPTION: SHAFT PUMP DRIVE</p> <hr/> <p>MODEL NAME: JCB 3CXSMT</p> <hr/> <p>APPLICATION: SHAFT, PUMP DRIVE</p>		

<p>PART NO. / DIMENSION: 450-10403</p> <hr/> <p>DESCRIPTION: NUT DIFFERENTIAL SIDE</p> <hr/> <p>MODEL NAME: JCB 3D/3DX</p> <hr/> <p>APPLICATION: BRAKE PISTON HOUSING NUT</p>		
<p>PART NO. / DIMENSION: 453-04402</p> <hr/> <p>DESCRIPTION: CARRIER ANNULUS RING</p> <hr/> <p>MODEL NAME: JCB SD 70 MAXTRACK AXLE</p> <hr/> <p>APPLICATION: HUB ASSEMBLY</p>		
<p>PART NO. / DIMENSION: 459-50431</p> <hr/> <p>DESCRIPTION: PUMP DRIVE SHAFT</p> <hr/> <p>MODEL NAME: JCB 3D/3DX</p> <hr/> <p>APPLICATION: SHAFT PUMP DRIVE</p>		

<p>PART NO. / DIMENSION: 809-00126</p> <p>DESCRIPTION: BEARING LINER</p> <p>MODEL NAME: JCB 3CX/4CX</p> <p>APPLICATION: BOOM BUSH</p>		
<p>PART NO. / DIMENSION: 809-00128</p> <p>DESCRIPTION: BEARING LINER</p> <p>MODEL NAME: WHEELED LOADER</p> <p>APPLICATION: LOADER LIFT RAM BEARING</p>		
<p>PART NO. / DIMENSION: 809-00129</p> <p>DESCRIPTION: BEARING LINER</p> <p>MODEL NAME: JCB 3CX,4CX,3D</p> <p>APPLICATION: DIPPER</p>		

<p>PART NO. / DIMENSION: 816-80012</p> <p>DESCRIPTION: PLUG MAGNETIC</p> <p>MODEL NAME: JCB 3DX</p> <p>APPLICATION: DIFFRENTIOL ASSY.</p>		
<p>PART NO. / DIMENSION: 834-00529</p> <p>DESCRIPTION: HOSE RADIATOR BOTTOM</p> <p>MODEL NAME: JCB 3CX</p> <p>APPLICATION: RADIATOR</p>		
<p>PART NO. / DIMENSION: 834-10597</p> <p>DESCRIPTION: HOSE BOTTOM</p> <p>MODEL NAME: JCB 3CX,4CX</p> <p>APPLICATION: RADIATOR</p>		

<p>PART NO. / DIMENSION: 834-10618</p> <p>DESCRIPTION: HOSE BOTTOM</p> <p>MODEL NAME: JCB 3CX,4CX</p> <p>APPLICATION: RADIATOR</p>		
<p>PART NO. / DIMENSION: 914-37400</p> <p>DESCRIPTION: SHAFT PUMP DRIVE</p> <p>MODEL NAME: JCB 3CX</p> <p>APPLICATION: SHAFT PUMP DRIVE</p>		
<p>PART NO. / DIMENSION: 991-00102</p> <p>DESCRIPTION: KIT SEAL</p> <p>MODEL NAME: JCB 3CXSM</p> <p>APPLICATION: LOADER LIFT RAM</p>		

<p>PART NO. / DIMENSION: 991-00131</p> <hr/> <p>DESCRIPTION: KIT SEAL</p> <hr/> <p>MODEL NAME: JCB 3CX-4</p> <hr/> <p>APPLICATION: RAM, BACKHOE, EXTRAD, IG DIPPER.</p>		
<p>PART NO. / DIMENSION: 123-05546</p> <hr/> <p>DESCRIPTION: KINGPOST CARRIAGE UNQIN</p> <hr/> <p>MODEL NAME: JCB 3DX</p> <hr/> <p>APPLICATION: KINGPOST CARRIAGE, 3D,</p>		
<p>PART NO. / DIMENSION: 123-06547</p> <hr/> <p>DESCRIPTION: HANDLE C-W BARREL LOCK ON</p> <hr/> <p>MODEL NAME: JCB 3CX</p> <hr/> <p>APPLICATION: CAB, PAGE SUPERSEDED SEE Bz- 1-2</p>		

<p>PART NO. / DIMENSION: 445-60001</p> <hr/> <p>DESCRIPTION: IDLER SHAFT</p> <hr/> <p>MODEL NAME: JCB 3D</p> <hr/> <p>APPLICATION: TRANSMISSION, COMPONENTS,</p>		
<p>PART NO. / DIMENSION: 445-64302</p> <hr/> <p>DESCRIPTION: SPACER MAIN SHAFT SEAL</p> <hr/> <p>MODEL NAME: JCB 3CX</p> <hr/> <p>APPLICATION: TRANSMISSION, COMPONENTS</p>		

AEG

SPARES




<p>PART NO. / DIMENSION: 449-10601</p> <hr/> <p>DESCRIPTION: PLATE PRESSURE, 4MM</p> <hr/> <p>MODEL NAME: JCB 3D</p> <hr/> <p>APPLICATION: CLUTCH REVERSER UNIT, TRANSMISSION</p>		
<p>PART NO. / DIMENSION: 449-10602</p> <hr/> <p>DESCRIPTION: PLATE PRESSURE, 6MM</p> <hr/> <p>MODEL NAME: JCB 3D</p> <hr/> <p>APPLICATION: CLUTCH REVERSER UNIT, TRANSMISSION</p>		
<p>PART NO. / DIMENSION: 450-13301</p> <hr/> <p>DESCRIPTION: BREATHER EXTENSION</p> <hr/> <p>MODEL NAME: JCB 3D/3DX</p> <hr/> <p>APPLICATION: REAR AXLE ARM BREATHER</p>		

<p>PART NO. / DIMENSION: 531-03208</p> <hr/> <p>DESCRIPTION: SIDE CUTTER D.F.</p> <hr/> <p>MODEL NAME: JCB 3CX,4CX,3DX</p> <hr/> <p>APPLICATION: BUCKET</p>		
<p>PART NO. / DIMENSION: 531-03209</p> <hr/> <p>DESCRIPTION: SIDECUTTER DOUBLE FLANGE LEFT HAND</p> <hr/> <p>MODEL NAME: JCB 3D,3DX,3CX,</p> <hr/> <p>APPLICATION: BUCKET SIDE CUTTER</p>		
<p>PART NO. / DIMENSION: 811-10011</p> <hr/> <p>DESCRIPTION: PIVOT PIN</p> <hr/> <p>MODEL NAME: JCB 3CX,3D</p> <hr/> <p>APPLICATION: AXLE ASSEMBLY 2WD STEERING</p>		

<p>PART NO. / DIMENSION: 811-20005</p> <p>DESCRIPTION: PIN PIVOT</p> <p>MODEL NAME: JCB 3CX,3D</p> <p>APPLICATION: DIPPER</p>		
<p>PART NO. / DIMENSION: 834-00528</p> <p>DESCRIPTION: HOSE</p> <p>MODEL NAME: JCB 3CX,4CX</p> <p>APPLICATION: RADIATOR</p>		
<p>PART NO. / DIMENSION: 834-00739</p> <p>DESCRIPTION: HOSE TOP</p> <p>MODEL NAME: JCB 3CX,4CX</p> <p>APPLICATION: RADIATOR</p>		

<p>PART NO. / DIMENSION: 914-86203</p> <hr/> <p>DESCRIPTION: CENTRAL JOINT</p> <hr/> <p>MODEL NAME: JCB 3CX/4CX</p> <hr/> <p>APPLICATION: STEERING AXLE</p>		
<p>PART NO. / DIMENSION: 917-02800</p> <hr/> <p>DESCRIPTION: BEARING THRUST</p> <hr/> <p>MODEL NAME: JCB 3D</p> <hr/> <p>APPLICATION: CLUTCH REVERSER UNIT,</p>		
<p>PART NO. / DIMENSION: 920-01647</p> <hr/> <p>DESCRIPTION: SEAL KIT</p> <hr/> <p>MODEL NAME: JCB 3CX/4CX</p> <hr/> <p>APPLICATION: HYDRAULIC PUMP</p>		

<p>PART NO. / DIMENSION: 921-50000</p> <hr/> <p>DESCRIPTION: SPACER</p> <hr/> <p>MODEL NAME: JCB 3D/3DX</p> <hr/> <p>APPLICATION: HUB ASSEMBLY</p>		
<p>PART NO. / DIMENSION: 990-14900</p> <hr/> <p>DESCRIPTION: SIDE CUTTER BOLT</p> <hr/> <p>MODEL NAME: JCB 3CX,3DX,4CX</p> <hr/> <p>APPLICATION: BUCKET</p>		
<p>PART NO. / DIMENSION: 991-00095</p> <hr/> <p>DESCRIPTION: KIT SEAL</p> <hr/> <p>MODEL NAME: JCB 2CX</p> <hr/> <p>APPLICATION: LOADER LIFT RAM</p>		

<p>PART NO. / DIMENSION: 991-00103</p> <hr/> <p>DESCRIPTION: KIT SEAL</p> <hr/> <p>MODEL NAME: JCB 4CX</p> <hr/> <p>APPLICATION: LOADER LIFT RAM</p>		
<p>PART NO. / DIMENSION: 121-60601</p> <hr/> <p>DESCRIPTION: CAP (30-600701)</p> <hr/> <p>MODEL NAME: JCB 3D</p> <hr/> <p>APPLICATION: RADIATOR CAP</p>		
<p>PART NO. / DIMENSION: 122-23510</p> <hr/> <p>DESCRIPTION: LOCKING HANDLE</p> <hr/> <p>MODEL NAME: JCB 3CX-2</p> <hr/> <p>APPLICATION: DOOR LOCKING HANDLE L.H.</p>		

<p>PART NO. / DIMENSION: 122-23511</p> <hr/> <p>DESCRIPTION: LOCKING HANDLE R.H.</p> <hr/> <p>MODEL NAME: JCB 3CX-2</p> <hr/> <p>APPLICATION: DOOR LOCKING HANDLE R.H.</p>		
<p>PART NO. / DIMENSION: 123-04067</p> <hr/> <p>DESCRIPTION: DOOR LOCK</p> <hr/> <p>MODEL NAME: JCB WHEELED LOADER, JCB 3DX</p> <hr/> <p>APPLICATION: COVER ENGINE</p>		
<p>PART NO. / DIMENSION: 331-33064</p> <hr/> <p>DESCRIPTION: CAP FILLAR</p> <hr/> <p>MODEL NAME: JCB 3D/3DX</p> <hr/> <p>APPLICATION: DIESEL TANK CAP</p>		

<p>PART NO. / DIMENSION: 445-05504</p> <hr/> <p>DESCRIPTION: WASHER</p> <hr/> <p>MODEL NAME: JCB 3CX,3D</p> <hr/> <p>APPLICATION: TRANSMISSION, GEAR CHANGE,</p>		
<p>PART NO. / DIMENSION: 445-12400</p> <hr/> <p>DESCRIPTION: HOUSING, CLUTCH REVERSER</p> <hr/> <p>MODEL NAME: JCB 3D</p> <hr/> <p>APPLICATION: TRANSMISSION, REVERSER UNIT</p>		
<p>PART NO. / DIMENSION: 445-19001</p> <hr/> <p>DESCRIPTION: GEAR IDLER 35T</p> <hr/> <p>MODEL NAME: JCB 3D</p> <hr/> <p>APPLICATION: TRANSMISSION, INTERNAL COMPONENTS</p>		


<p>PART NO. / DIMENSION: 550-40899</p> <hr/> <p>DESCRIPTION: BUSH</p> <hr/> <p>MODEL NAME: JCB 3D/3DX</p> <hr/> <p>APPLICATION: BUSH RAM ROD</p>		
<p>PART NO. / DIMENSION: 808-00237</p> <hr/> <p>DESCRIPTION: BUSH</p> <hr/> <p>MODEL NAME: JCB 3CX,3D</p> <hr/> <p>APPLICATION: STEERING RAM</p>		
<p>PART NO. / DIMENSION: 811-70018</p> <hr/> <p>DESCRIPTION: PIVOT PIN</p> <hr/> <p>MODEL NAME: JCB 3CX/4CX</p> <hr/> <p>APPLICATION: FRONT AXLE PIN</p>		

<p>PART NO. / DIMENSION: 819-00133</p> <hr/> <p>DESCRIPTION: SPACER</p> <hr/> <p>MODEL NAME: JCB 3DX</p> <hr/> <p>APPLICATION: AXLE PIVOT PIN &, GREASE,</p>		
<p>PART NO. / DIMENSION: 821-00216</p> <hr/> <p>DESCRIPTION: CIRCLIP EXTERNAL</p> <hr/> <p>MODEL NAME: JCB 3DX</p> <hr/> <p>APPLICATION: AXLE DRIVE ASSEMBLY</p>		
<p>PART NO. / DIMENSION: 823-00250</p> <hr/> <p>DESCRIPTION: SHIM</p> <hr/> <p>MODEL NAME: JCB 3CX,4CX</p> <hr/> <p>APPLICATION: BUCKET RIBBED</p>		

<p>PART NO. / DIMENSION: 826-00533</p> <hr/> <p>DESCRIPTION: BOLT</p> <hr/> <p>MODEL NAME: JCB 3D/3DX</p> <hr/> <p>APPLICATION: FRONT WHEEL BOLT</p>		
<p>PART NO. / DIMENSION: 834-00322</p> <hr/> <p>DESCRIPTION: HOSE</p> <hr/> <p>APPLICATION: RADIATOR</p>		
<p>PART NO. / DIMENSION: 834-11380</p> <hr/> <p>DESCRIPTION: HOSE RADIATOR TOP</p> <hr/> <p>MODEL NAME: JCB 3CX</p> <hr/> <p>APPLICATION: RADIATOR</p>		

<p>PART NO. / DIMENSION: 907-05800</p> <hr/> <p>DESCRIPTION: BEARING</p> <hr/> <p>MODEL NAME: JCB 3CX,3DX</p> <hr/> <p>APPLICATION: FRONT AXLE ASSY.</p>		
<p>PART NO. / DIMENSION: 914-70045</p> <hr/> <p>DESCRIPTION: YOKE</p> <hr/> <p>MODEL NAME: JCB 3CX</p> <hr/> <p>APPLICATION: SHAFT PUMP DRIVE</p>		
<p>PART NO. / DIMENSION: 914-89501</p> <hr/> <p>DESCRIPTION: SHAFT HUB SIDE</p> <hr/> <p>MODEL NAME: JCB 3D/3DX</p> <hr/> <p>APPLICATION: STEERING AXLE</p>		

<p>PART NO. / DIMENSION: 920-01800</p> <p>DESCRIPTION: VALVE MAIN RELIEF</p> <p>MODEL NAME: JCB 3CX,4CX,3D</p> <p>APPLICATION: VALVE, MAIN RELIEF, LOADER VALVE</p>		
<p>PART NO. / DIMENSION: 04-600136</p> <p>DESCRIPTION: DRIVE PLATE KIT</p> <p>MODEL NAME: JCB 3CX 4CX</p> <p>APPLICATION: TORQUE CONVERTOR</p>		
<p>PART NO. / DIMENSION: 1208-0020</p> <p>DESCRIPTION: CUT BUSH</p> <p>MODEL NAME: JCB 3CX-2</p> <p>APPLICATION: BOOM RAM EYE BUSH</p>		

<p>PART NO. / DIMENSION: 123-05460</p> <p>DESCRIPTION: CARRIER LEFT HAND</p> <p>MODEL NAME: JCB 3CX</p> <p>APPLICATION: AXLE ASSEMBLY, 2WS, 2WD STEERING</p>		
<p>PART NO. / DIMENSION: 1450-0002</p> <p>DESCRIPTION: GREASE NIPPLE</p> <p>MODEL NAME: JCB 3D/3DX</p> <p>APPLICATION: GREASING</p>		
<p>PART NO. / DIMENSION: 25-610301</p> <p>DESCRIPTION: KIT SEAL</p> <p>MODEL NAME: JCB 3D, 3CX, 4CX</p> <p>APPLICATION: VALVE RELIEF SEAL KIT</p>		

<p>PART NO. / DIMENSION: 32-920100</p> <hr/> <p>DESCRIPTION: FILTER ASSY. AIR</p> <hr/> <p>MODEL NAME: JCB 3CX,4CX,3DX SUPER</p> <hr/> <p>APPLICATION: ENGINE AIR FILTER ASSY.</p>		
<p>PART NO. / DIMENSION: 35-412100</p> <hr/> <p>DESCRIPTION: VALVE - PRIORITY</p> <hr/> <p>MODEL NAME: JCB 4CX,4DX,3D</p> <hr/> <p>APPLICATION: VALVE PRIORITY</p>		
<p>PART NO. / DIMENSION: 40-300617</p> <hr/> <p>DESCRIPTION: CAP FILLER, DIESEL LOCKABLE</p> <hr/> <p>MODEL NAME: JCB 3D</p> <hr/> <p>APPLICATION: CAP DIESEL TANK</p>		

<p>PART NO. / DIMENSION: 445-03010</p> <p>DESCRIPTION: SLEEVE</p> <p>MODEL NAME: JCB 3D/3DX</p> <p>APPLICATION: TRANSMISSION SLEEVE HUB SHAFT</p>		
<p>PART NO. / DIMENSION: 445-03209</p> <p>DESCRIPTION: THRUST WASHER</p> <p>MODEL NAME: JCB 3CX</p> <p>APPLICATION: TRANSMISSION</p>		
<p>PART NO. / DIMENSION: 453-00303</p> <p>DESCRIPTION: BREATHER NYLON BLACK</p> <p>MODEL NAME: JCB 3D,3DX</p> <p>APPLICATION: AXLE DRIVE ASSEMBLY</p>		

<p>PART NO. / DIMENSION: 458-20672</p> <p>DESCRIPTION: CROWN PINION</p> <p>MODEL NAME: JCB 3D/3DX</p> <p>APPLICATION: GEAR CROWN WHEEL & PINION 11/37T</p>		
<p>PART NO. / DIMENSION: 458-70035</p> <p>DESCRIPTION: GEAR CROWN WHEEL & PINION 11T-37T</p> <p>MODEL NAME: JCB 3D</p> <p>APPLICATION: DIFFERENTIAL ASSEMBLY</p>		
<p>PART NO. / DIMENSION: 808-00180</p> <p>DESCRIPTION: WASHER</p> <p>MODEL NAME: JCB 3CX</p> <p>APPLICATION: CROWN WHEEL & PINION</p>		

<p>PART NO. / DIMENSION: 808-00181</p> <hr/> <p>DESCRIPTION: WASHER</p> <hr/> <p>MODEL NAME: JCB 3CX</p> <hr/> <p>APPLICATION: CROWN WHEEL & PINION</p>		
<p>PART NO. / DIMENSION: 809-00177</p> <hr/> <p>DESCRIPTION: BEARING</p> <hr/> <p>MODEL NAME: JCB 3CX,4CX</p> <hr/> <p>APPLICATION: RAM SLEWSWING SIDESHIFT</p>		
<p>PART NO. / DIMENSION: 811-50007</p> <hr/> <p>DESCRIPTION: PIN PIVOT</p> <hr/> <p>MODEL NAME: JCB 3CX,4CX</p> <hr/> <p>APPLICATION: DIPPER</p>		

<p>PART NO. / DIMENSION: 811-70071</p> <hr/> <p>DESCRIPTION: PIN PIVOT</p> <hr/> <p>MODEL NAME: JCB 3CX</p> <hr/> <p>APPLICATION: KINGPOST SIDESHIFT</p>		
<p>PART NO. / DIMENSION: 813-00182</p> <hr/> <p>DESCRIPTION: GASKET</p> <hr/> <p>MODEL NAME: JCB 3CX,4CX,3D</p> <hr/> <p>APPLICATION: SLEW SWING COMPONENTS</p>		
<p>PART NO. / DIMENSION: 816-60040</p> <hr/> <p>DESCRIPTION: BLEED NIPPLE</p> <hr/> <p>MODEL NAME: JCB 3D/3DX</p> <hr/> <p>APPLICATION: Null</p>		

<p>PART NO. / DIMENSION: 823-00330</p> <hr/> <p>DESCRIPTION: WASHER THRUST</p> <hr/> <p>MODEL NAME: JCB 3CX</p> <hr/> <p>APPLICATION: TRANSMISSION</p>		
<p>PART NO. / DIMENSION: 834-10768</p> <hr/> <p>DESCRIPTION: HOSE TOP RADIATOR</p> <hr/> <p>MODEL NAME: JCB 3CX</p> <hr/> <p>APPLICATION: RADIATOR</p>		
<p>PART NO. / DIMENSION: 904-07100</p> <hr/> <p>DESCRIPTION: SEAL</p> <hr/> <p>MODEL NAME: JCB 3D/3DX</p> <hr/> <p>APPLICATION: KING PIN SEAL</p>		

<p>PART NO. / DIMENSION: 904-20140</p> <p>DESCRIPTION: SEAL PISTON HYDRA CLAMP</p> <p>MODEL NAME: JCB 3CX,4CX,3DX</p> <p>APPLICATION: CIRCUIT HYDRACLAMP SIDESHIFT</p>		
<p>PART NO. / DIMENSION: 990-45900</p> <p>DESCRIPTION: TOOTH BOLT</p> <p>MODEL NAME: JCB 3CX,3DX,4CX</p> <p>APPLICATION: BUCKET</p>		
<p>PART NO. / DIMENSION: 121-38103</p> <p>DESCRIPTION: LOWER BEARING RING O.M.</p> <p>MODEL NAME: JCB 3CX,4CX,3D</p> <p>APPLICATION: SLEW SWING COMPONENTS</p>		

<p>PART NO. / DIMENSION: 122-67484</p> <hr/> <p>DESCRIPTION: STRUT GAS</p> <hr/> <p>MODEL NAME: JCB 3CX</p> <hr/> <p>APPLICATION: DOOR, CLEAR GLASS</p>		
<p>PART NO. / DIMENSION: 123-05227</p> <hr/> <p>DESCRIPTION: WASHER THRUST</p> <hr/> <p>MODEL NAME: JCB 3CX</p>		
<p>PART NO. / DIMENSION: 123-05461</p> <hr/> <p>DESCRIPTION: CARRIER RIGHT HAND</p> <hr/> <p>MODEL NAME: JCB 3CX</p> <hr/> <p>APPLICATION: AXLE ASSEMBLY, 2WS, 2WD STEERING</p>		

<p>PART NO. / DIMENSION: 20-915900</p> <p>DESCRIPTION: PUMP</p> <p>APPLICATION: TORQUE CONVERTER, PUMP & FILTER, 460/04700 (SAE3)</p>	
<p>PART NO. / DIMENSION: 320-08598</p> <p>DESCRIPTION: BELT DRIVE L=1835</p> <p>APPLICATION: FANS, PULLEYS, BELT, 320/20097</p>	
<p>PART NO. / DIMENSION: 40-301595</p> <p>DESCRIPTION: SILENCER PIPE</p> <p>MODEL NAME: JCB 3D</p> <p>APPLICATION: ENGINE</p>	

<p>PART NO. / DIMENSION: 445-03211</p> <p>DESCRIPTION: PRESSURE PLATE</p> <p>MODEL NAME: JCB 3CX/4CX</p> <p>APPLICATION: TRANSMISSION PRESSURE PLATE</p>		
<p>PART NO. / DIMENSION: 449-10501</p> <p>DESCRIPTION: DISC SPRING SPLINED</p> <p>MODEL NAME: JCB 3D</p> <p>APPLICATION: CLUTCH REVERSER UNIT, TRANSMISSION</p>		
<p>PART NO. / DIMENSION: 450-10219</p> <p>DESCRIPTION: PLATE BRAKE COUNTER</p> <p>MODEL NAME: JCB 3D</p>		

<p>PART NO. / DIMENSION: 450-10228</p> <hr/> <p>DESCRIPTION: DRIVESHAFT</p> <hr/> <p>MODEL NAME: JCB 3D</p> <hr/> <p>APPLICATION: AXLE, DRIVE ASSEMBLY</p>		
<p>PART NO. / DIMENSION: 646-04388</p> <hr/> <p>DESCRIPTION: BULB</p> <hr/> <p>MODEL NAME: JS80,430Z</p> <hr/> <p>APPLICATION: BOOM, LIGHTS, WORKING</p>		
<p>PART NO. / DIMENSION: 700-21000</p> <hr/> <p>DESCRIPTION: LIGHT</p> <hr/> <p>MODEL NAME: JCB 3D/3DX</p> <hr/> <p>APPLICATION: NUMBER LIGHT PLATE</p>		

<p>PART NO. / DIMENSION: 809-00081</p> <p>DESCRIPTION: RING LINER</p> <p>MODEL NAME: JCB 3CX,4CX,3D</p> <p>APPLICATION: KINGPOST CARRIAGE SIDESHIFT</p>		
<p>PART NO. / DIMENSION: 811-50365</p> <p>DESCRIPTION: PIN PIVOT</p> <p>MODEL NAME: JCB 3CX,4CX</p> <p>APPLICATION: BOOM</p>		
<p>PART NO. / DIMENSION: 811-50483</p> <p>DESCRIPTION: PIN PIVOT</p> <p>MODEL NAME: JCB 3CX,3DX</p>		

<p>PART NO. / DIMENSION: 819-00049B</p> <hr/> <p>DESCRIPTION: SHIM 3MM</p> <hr/> <p>MODEL NAME: JCB 3DX,4DX</p> <hr/> <p>APPLICATION: BUCKETS</p>		
<p>PART NO. / DIMENSION: 819-00135</p> <hr/> <p>DESCRIPTION: SPACER</p> <hr/> <p>MODEL NAME: JCB 3DX</p> <hr/> <p>APPLICATION: AXLE PIVOT PIN & GREASE,</p>		
<p>PART NO. / DIMENSION: 828-10180</p> <hr/> <p>DESCRIPTION: O RING</p> <hr/> <p>MODEL NAME: JCB 3DX,4DX</p> <hr/> <p>APPLICATION: TRANSMISSION REVERSER UNIT</p>		

<p>PART NO. / DIMENSION: 828-10181</p> <hr/> <p>DESCRIPTION: O RING</p> <hr/> <p>MODEL NAME: JCB 3DX,4DX</p> <hr/> <p>APPLICATION: TRANSMISSION</p>		
<p>PART NO. / DIMENSION: 904-06201</p> <hr/> <p>DESCRIPTION: SLEEVE</p> <hr/> <p>MODEL NAME: JCB 3D/3DX</p> <hr/> <p>APPLICATION: OIL SEAL SLEEVE</p>		
<p>PART NO. / DIMENSION: 904-09300</p> <hr/> <p>DESCRIPTION: SEAL OIL</p> <hr/> <p>MODEL NAME: JCB 3DX</p> <hr/> <p>APPLICATION: AXLE, STEER DRIVE,</p>		

<p>PART NO. / DIMENSION: 904-50006</p> <hr/> <p>DESCRIPTION: SEAL</p> <hr/> <p>MODEL NAME: JCB SD 55 AXLE</p> <hr/> <p>APPLICATION: AXLE ASSEMBLY, STEERING,</p>		
<p>PART NO. / DIMENSION: 910-28400</p> <hr/> <p>DESCRIPTION: CABLE CONTROL STOP</p> <hr/> <p>MODEL NAME: JCB 3CX,3D</p> <hr/> <p>APPLICATION: CONTROLS, THROTTLE & STOP</p>		
<p>PART NO. / DIMENSION: 917-02700</p> <hr/> <p>DESCRIPTION: BEARING</p> <hr/> <p>MODEL NAME: JCB 3D</p> <hr/> <p>APPLICATION: TRANSMISSION COMPONENTS</p>		

<p>PART NO. / DIMENSION: 02-200502</p> <hr/> <p>DESCRIPTION: ELBOW</p> <hr/> <p>MODEL NAME: JCB 4CX</p> <hr/> <p>APPLICATION: ELBOW TURBO EXHAUST</p>		
<p>PART NO. / DIMENSION: 02-200877</p> <hr/> <p>DESCRIPTION: CRANK SHAFT PULLEY</p> <hr/> <p>MODEL NAME: JCB 3CX</p> <hr/> <p>APPLICATION: ELBOW TURBO EXHAUST</p>		
<p>PART NO. / DIMENSION: 04-500100</p> <hr/> <p>DESCRIPTION: TORQUE CONVERTER</p> <hr/> <p>MODEL NAME: JCB 3D</p> <hr/> <p>APPLICATION: TRANSMISSION TORQUE CONVERTOR</p>		

<p>PART NO. / DIMENSION: 123-00294</p> <hr/> <p>DESCRIPTION: CAP HYDRAULIC TANK</p> <hr/> <p>MODEL NAME: JCB 3CX</p> <hr/> <p>APPLICATION: TANK, HYDRAULIC, FIT, TINGS</p>		
<p>PART NO. / DIMENSION: 123-05404</p> <hr/> <p>DESCRIPTION: GAS STRUT</p> <hr/> <p>MODEL NAME: JCB 3D/3DX</p> <hr/> <p>APPLICATION: STRUT WINDOW</p>		
<p>PART NO. / DIMENSION: 123-08027</p> <hr/> <p>DESCRIPTION: BOLT LOCK KINGPOST CARRIAGE</p> <hr/> <p>MODEL NAME: JCB 3CX</p> <hr/> <p>APPLICATION: KINGPOST CARRIAGE, SIDESHIFT</p>		

<p>PART NO. / DIMENSION: 128-10805</p> <hr/> <p>DESCRIPTION: CLAMP ASSEMBLY</p> <hr/> <p>MODEL NAME: JCB 3CX</p> <hr/> <p>APPLICATION: HYDRA CLAMP CIRCUIT</p>		
<p>PART NO. / DIMENSION: 25-606504</p> <hr/> <p>DESCRIPTION: KIT-SEAL</p> <hr/> <p>MODEL NAME: JCB 3CX</p> <hr/> <p>APPLICATION: VALVE, ROTARY CLAMP, EXCAVATOR VALVE, SIDE SHIFT</p>		
<p>PART NO. / DIMENSION: 40-300661</p> <hr/> <p>DESCRIPTION: KIT SPIDER</p> <hr/> <p>MODEL NAME: JCB 3D</p> <hr/> <p>APPLICATION: PROPSHAFT, TRANSMISSION REAR, DRIVE AXLE MANUAL</p>		

<p>PART NO. / DIMENSION: 40-302025</p> <hr/> <p>DESCRIPTION: GAUGE</p> <hr/> <p>MODEL NAME: JCB 3DX, 4DX, 3CX</p> <hr/> <p>APPLICATION: HYDRAULIC LEVEL GAUGE</p>		
<p>PART NO. / DIMENSION: 41-923900</p> <hr/> <p>DESCRIPTION: RIM WHEEL 5 STUD 9X18</p> <hr/> <p>MODEL NAME: JCB 3CX4M</p> <hr/> <p>APPLICATION: WHEELS & TYRES, 2WD</p>		
<p>PART NO. / DIMENSION: 458-20365</p> <hr/> <p>DESCRIPTION: HOUSING BRAKE PISTON CONTROLLED BACK-OFF</p> <hr/> <p>MODEL NAME: JCB 3D,3DX</p> <hr/> <p>APPLICATION: DRIVEHEAD ASSEMBLY</p>		

<p>PART NO. / DIMENSION: 701-45501</p> <hr/> <p>DESCRIPTION: KEY</p> <hr/> <p>MODEL NAME: JCB 3D/3DX</p> <hr/> <p>APPLICATION: DOOR KEY</p>		
<p>PART NO. / DIMENSION: 808-00396</p> <hr/> <p>DESCRIPTION: BEARING LINER</p> <hr/> <p>MODEL NAME: JCB 3CX,4CX</p> <hr/> <p>APPLICATION: KINGPOST CARRIAGE SIDESHIFT</p>		
<p>PART NO. / DIMENSION: 809-00137</p> <hr/> <p>DESCRIPTION: BEARING</p> <hr/> <p>MODEL NAME: JCB 3CX/4CX</p> <hr/> <p>APPLICATION: TRUNION BEARING</p>		

<p>PART NO. / DIMENSION: 809-00192</p> <hr/> <p>DESCRIPTION: BEARING</p> <hr/> <p>MODEL NAME: JCB 3CX,4CX,2DX</p> <hr/> <p>APPLICATION: QUICKHITCH ATTACHMENT</p>		
<p>PART NO. / DIMENSION: 811-90590</p> <hr/> <p>DESCRIPTION: PIN PIVOT</p> <hr/> <p>MODEL NAME: JCB 3CX SUPER,4CXM</p> <hr/> <p>APPLICATION: STABILIZER SIDESHIFT</p>		
<p>PART NO. / DIMENSION: 811-90592</p> <hr/> <p>DESCRIPTION: PIN PIVOT</p> <hr/> <p>MODEL NAME: JCB 3CX SUPER,4CXM</p> <hr/> <p>APPLICATION: LOADER ARM</p>		

<p>PART NO. / DIMENSION: 814-10115</p> <p>DESCRIPTION: DISC SPRING</p> <p>MODEL NAME: JCB 3D/3DX</p> <p>APPLICATION: TRANSMISSION DISC SPRING</p>		
<p>PART NO. / DIMENSION: 816-80037</p> <p>DESCRIPTION: PLUG FILLER</p> <p>MODEL NAME: JCB 3D</p> <p>APPLICATION: DIFFERENTIAL, ASSEMBLY</p>		
<p>PART NO. / DIMENSION: 823-10270A</p> <p>DESCRIPTION: KINGPOST THRUST WASHER</p> <p>MODEL NAME: JCB 3CX,4CX,3DX</p> <p>APPLICATION: KINGPOST SIDESHIFT</p>		

<p>PART NO. / DIMENSION: 826-01714</p> <hr/> <p>DESCRIPTION: NUT</p> <hr/> <p>MODEL NAME: JCB 3DX</p> <hr/> <p>APPLICATION: AXLE DRIVE ASSEMBLY</p>		
<p>PART NO. / DIMENSION: 834-10767</p> <hr/> <p>DESCRIPTION: HOSE BOTTOM RADIATOR</p> <hr/> <p>MODEL NAME: JCB 3CX</p> <hr/> <p>APPLICATION: RADIATOR</p>		
<p>PART NO. / DIMENSION: 907-50100</p> <hr/> <p>DESCRIPTION: BEARING</p> <hr/> <p>MODEL NAME: JCB 3D,3DX</p> <hr/> <p>APPLICATION: CROWN WHEEL & PINION,</p>		

<p>PART NO. / DIMENSION: 911-16600</p> <hr/> <p>DESCRIPTION: PIN PIVOT</p> <hr/> <p>MODEL NAME: JCB 3CX,4CX</p> <hr/> <p>APPLICATION: BUCKET</p>		
<p>PART NO. / DIMENSION: 917-50200</p> <hr/> <p>DESCRIPTION: BEARING</p> <hr/> <p>MODEL NAME: JCB SD 40AXLE</p> <hr/> <p>APPLICATION: AXLE, STEER DRIVE</p>		
<p>PART NO. / DIMENSION: 921-01900</p> <hr/> <p>DESCRIPTION: SHIM KIT</p> <hr/> <p>MODEL NAME: JCB 3D/3DX</p> <hr/> <p>APPLICATION: BEARING ADJUSTIN SHIM KIT</p>		

<p>PART NO. / DIMENSION: 991-00099</p> <p>DESCRIPTION: KIT SEAL</p> <p>MODEL NAME: JCB 3CXSM</p> <p>APPLICATION: STEERING RAM</p>		
<p>PART NO. / DIMENSION: 808-00152</p> <p>DESCRIPTION: THRUST WASHER</p> <p>MODEL NAME: JCB 3CX</p> <p>APPLICATION: DIFFERENTIAL STAR WASHER</p>		
<p>PART NO. / DIMENSION: 1019-2010</p> <p>DESCRIPTION: PIN</p> <p>MODEL NAME: JCB 3CX 4CX</p> <p>APPLICATION: STABILIZER SIDESHIFT</p>		

<p>PART NO. / DIMENSION: 123-44500</p> <hr/> <p>DESCRIPTION: HOSE INDUCTION ASSEMBLY</p> <hr/> <p>MODEL NAME: JCB 3CX</p> <hr/> <p>APPLICATION: FILTER, AIR, AA BUILD</p>		
<p>PART NO. / DIMENSION: 25-104700</p> <hr/> <p>DESCRIPTION: VALVE SOLENOID</p> <hr/> <p>APPLICATION: 460/20710, SS600</p>		
<p>PART NO. / DIMENSION: 25-610300</p> <hr/> <p>DESCRIPTION: VALVE RELIEF</p> <hr/> <p>MODEL NAME: JCB 3D, 3CX, 4CX</p> <hr/> <p>APPLICATION: VALVE RELIEF 4500 PSI</p>		

<p>PART NO. / DIMENSION: 25-610400</p> <hr/> <p>DESCRIPTION: VALVE RELIEF 3600 PSI</p> <hr/> <p>MODEL NAME: JCB 3CX</p> <hr/> <p>APPLICATION: CIRCUIT, BREAKER, EXTRADIG DIPPER, GEAR PUMP</p>		
<p>PART NO. / DIMENSION: 25-987005</p> <hr/> <p>DESCRIPTION: VALVE RELIEF</p> <hr/> <p>MODEL NAME: JCB 3DX, 3CX</p> <hr/> <p>APPLICATION: LOADER VALVE RELIEF</p>		
<p>PART NO. / DIMENSION: 41-910200</p> <hr/> <p>DESCRIPTION: RIM LIGHT DUTY</p> <hr/> <p>MODEL NAME: JCB 3D/3DX</p> <hr/> <p>APPLICATION: REAR WHEEL RIM</p>		

<p>PART NO. / DIMENSION: 445-03003</p> <hr/> <p>DESCRIPTION: SLEEVE</p> <hr/> <p>MODEL NAME: JCB 3D</p> <hr/> <p>APPLICATION: TRANSMISSION, COMPONENTS</p>		
<p>PART NO. / DIMENSION: 445-04700</p> <hr/> <p>DESCRIPTION: KIT SHIM</p> <hr/> <p>MODEL NAME: JCB 3D</p> <hr/> <p>APPLICATION: TRANSMISSION KIT SHIM</p>		
<p>PART NO. / DIMENSION: 445-12313</p> <hr/> <p>DESCRIPTION: LINER PISTON</p> <hr/> <p>MODEL NAME: JCB 3D</p> <hr/> <p>APPLICATION: TRANSMISSION, REVERSER UNIT</p>		

<p>PART NO. / DIMENSION: 449-02001</p> <p>DESCRIPTION: HOUSING PLATE CARRIER ASSY 22T & 45T</p> <p>MODEL NAME: JCB 3D</p> <p>APPLICATION: CLUTCH REVERSER UNIT, TRANSMISSION</p>		
<p>PART NO. / DIMENSION: 449-02002</p> <p>DESCRIPTION: HOUSING PLATE CARRIER ASSY 31T & 45T</p> <p>MODEL NAME: JCB 3D</p> <p>APPLICATION: CLUTCH REVERSER UNIT, TRANSMISSION</p>		
<p>PART NO. / DIMENSION: 450-10903</p> <p>DESCRIPTION: PIN TRUNION</p> <p>MODEL NAME: JCB 3D,3DX</p> <p>APPLICATION: CROWN WHEEL & PINION</p>		

<p>PART NO. / DIMENSION: 509-00061</p> <hr/> <p>DESCRIPTION: BUCKET.24</p> <hr/> <p>MODEL NAME: JCB 3DX,3D</p> <hr/> <p>APPLICATION: BUCKET</p>		
<p>PART NO. / DIMENSION: 537-00701</p> <hr/> <p>DESCRIPTION: WASHER</p> <hr/> <p>MODEL NAME: JCB 3D/3DX</p> <hr/> <p>APPLICATION: BUCKET PIN ADJUSTER WASHER</p>		
<p>PART NO. / DIMENSION: 701-41600</p> <hr/> <p>DESCRIPTION: OIL PRESSURE SWITCH</p> <hr/> <p>MODEL NAME: JCB 3DX</p> <hr/> <p>APPLICATION: TRANSMISSION ASSY</p>		

<p>PART NO. / DIMENSION: 808-00226</p> <hr/> <p>DESCRIPTION: BUSH</p> <hr/> <p>MODEL NAME: JCB 3CX,3D</p> <hr/> <p>APPLICATION: STEERING RAM</p>		
<p>PART NO. / DIMENSION: 808-00308</p> <hr/> <p>DESCRIPTION: BUSH</p> <hr/> <p>MODEL NAME: JCB 3CX,4CX</p> <hr/> <p>APPLICATION: KINGPOST SIDESHIFT</p>		
<p>PART NO. / DIMENSION: 808-00359</p> <hr/> <p>DESCRIPTION: BUSH</p> <hr/> <p>MODEL NAME: JCB 3CX,4CX</p> <hr/> <p>APPLICATION: DIPPER RAM</p>		

<p>PART NO. / DIMENSION: 808-00362</p> <hr/> <p>DESCRIPTION: BUSH</p> <hr/> <p>MODEL NAME: JCB 4CX</p> <hr/> <p>APPLICATION: DIPPER (STICK), EXTRADIG</p>		
<p>PART NO. / DIMENSION: 811-50520</p> <hr/> <p>DESCRIPTION: PIN PIVOT</p> <hr/> <p>MODEL NAME: JCB 3CX,3DX</p> <hr/> <p>APPLICATION: BOOM, SIDESHIFT</p>		
<p>PART NO. / DIMENSION: 811-50569</p> <hr/> <p>DESCRIPTION: PIN PIVOT</p> <hr/> <p>MODEL NAME: JCB 3CX,4DX,3DX</p> <hr/> <p>APPLICATION: BOOM SIDESHIFT</p>		

<p>PART NO. / DIMENSION: 811-70003</p> <hr/> <p>DESCRIPTION: PIN PIVOT WITH GREASE HOLE</p> <hr/> <p>MODEL NAME: JCB 3CXSM</p> <hr/> <p>APPLICATION: ARMS, LOADER, INTERLEVER</p>		
<p>PART NO. / DIMENSION: 811-90483</p> <hr/> <p>DESCRIPTION: PIN PIVOT</p> <hr/> <p>MODEL NAME: JCB 3CX,3DX</p> <hr/> <p>APPLICATION: SHOVEL, CONNECTORS, PINS & HOSES TO LOADER ARMS</p>		
<p>PART NO. / DIMENSION: 813-00460</p> <hr/> <p>DESCRIPTION: SEAL PIVOT PIN GREASE</p> <hr/> <p>MODEL NAME: JCB 3D,3CX,3DX</p> <hr/> <p>APPLICATION: SLEWSWING SIDESHIFT</p>		

<p>PART NO. / DIMENSION: 819-00049A</p> <hr/> <p>DESCRIPTION: SHIM 2MM</p> <hr/> <p>MODEL NAME: JCB 3DX,4DX</p> <hr/> <p>APPLICATION: BUCKETS</p>		
<p>PART NO. / DIMENSION: 819-00134</p> <hr/> <p>DESCRIPTION: SPACER</p> <hr/> <p>MODEL NAME: JCB 3D/3DX</p> <hr/> <p>APPLICATION: FRONT AXLE SPACER</p>		
<p>PART NO. / DIMENSION: 826-10382</p> <hr/> <p>DESCRIPTION: BOLT LOCK KINGPOST CARRIAGE</p> <hr/> <p>MODEL NAME: JCB 3DX,3CX,4CX</p> <hr/> <p>APPLICATION: KINGPOST CARRIAGE SIDESHIFT</p>		

<p>PART NO. / DIMENSION: 834-00285</p> <hr/> <p>DESCRIPTION: HOSE BOTTOM</p> <hr/> <p>APPLICATION: RADIATOR</p>		
<p>PART NO. / DIMENSION: 904-50024</p> <hr/> <p>DESCRIPTION: SEAL RING</p> <hr/> <p>MODEL NAME: JCB 3DX</p> <hr/> <p>APPLICATION: CLUTCH REVERSER UNIT,</p>		
<p>PART NO. / DIMENSION: 907-10000</p> <hr/> <p>DESCRIPTION: BEARING</p> <hr/> <p>MODEL NAME: JCB 3D</p> <hr/> <p>APPLICATION: CLUTCH REVERSER UNIT,</p>		

<p>PART NO. / DIMENSION: 911-12300</p> <hr/> <p>DESCRIPTION: PIN PIVOT</p> <hr/> <p>MODEL NAME: JCB 3CX,3D</p> <hr/> <p>APPLICATION: KINGPOST</p>		
<p>PART NO. / DIMENSION: 914-80206</p> <hr/> <p>DESCRIPTION: KIT SPIDER</p> <hr/> <p>MODEL NAME: JCB 3CXT</p> <hr/> <p>APPLICATION: KNUCKLE, STEERING, 4WD AXLE</p>		
<p>PART NO. / DIMENSION: 914-86403</p> <hr/> <p>DESCRIPTION: YOKE DOUBLE</p> <hr/> <p>MODEL NAME: JCB SD 70 MAXTRACK AXLE</p> <hr/> <p>APPLICATION: KNUCKLE, SD70, STEERING AXLE</p>		

<p>PART NO. / DIMENSION: 921-02100</p> <hr/> <p>DESCRIPTION: KIT SHIM</p> <hr/> <p>MODEL NAME: JCB 3CX,3D</p> <hr/> <p>APPLICATION: TRANSMISSION, JCB SYNCRO SHUTTLE, COMPONENTS</p>		
<p>PART NO. / DIMENSION: 921-53400</p> <hr/> <p>DESCRIPTION: KIT SPACER</p> <hr/> <p>MODEL NAME: JCB 3DX</p> <hr/> <p>APPLICATION: DIFFERENTIAL, ASSEMBLY</p>		
<p>PART NO. / DIMENSION: 991-00036</p> <hr/> <p>DESCRIPTION: KIT SEAL</p> <hr/> <p>MODEL NAME: JCB 3CX-2</p> <hr/> <p>APPLICATION: STEERING RAM</p>		

<p>PART NO. / DIMENSION: 993-99189</p> <hr/> <p>DESCRIPTION: TOE PLATE</p> <hr/> <p>MODEL NAME: JCB 4CX444</p> <hr/> <p>APPLICATION: BUCKET</p>		
<p>PART NO. / DIMENSION: 993-81100</p> <hr/> <p>DESCRIPTION: PROPSHAFT FRONT</p>		
<p>PART NO. / DIMENSION: 993-65000</p> <hr/> <p>DESCRIPTION: KNOB ASSEMBLY YELLOW</p> <hr/> <p>MODEL NAME: JCB 3CX444</p> <hr/> <p>APPLICATION: ELECTRICS, BACKHOE, QUICKHITCH INSTALLATION</p>		

PART NO. / DIMENSION: 992-11300

DESCRIPTION: TOOL GREASE GUN

MODEL NAME: JS200,JS80

APPLICATION: BREAKER HAMMERMASTER,
70



PART NO. / DIMENSION: 991-20023

DESCRIPTION: KIT SEAL UNIVERSAL

MODEL NAME: JCB 3DX SUPER

APPLICATION: DIPPER RAM



PART NO. / DIMENSION: 991-20021

DESCRIPTION: KIT SEAL UNIVERSAL

MODEL NAME: JCB 4CXSM

APPLICATION: SHOVAL RAM




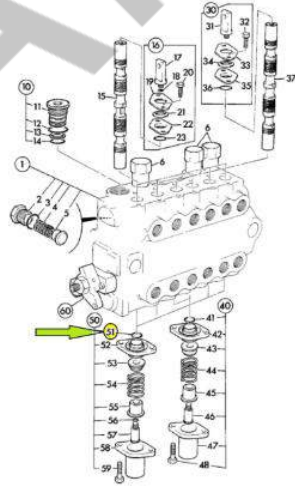
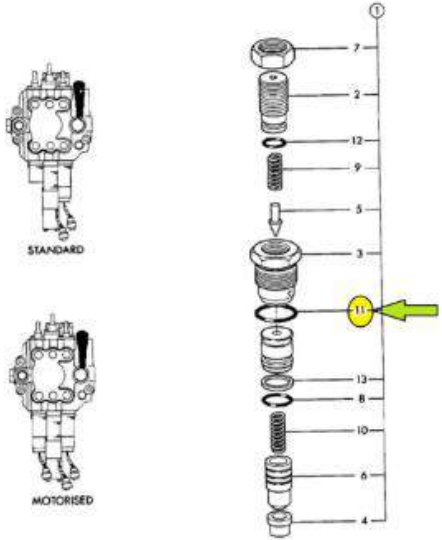
<p>PART NO. / DIMENSION: 991-00148</p> <p>DESCRIPTION: KIT SEAL</p> <p>MODEL NAME: JCB TLT 30D</p> <p>APPLICATION: LOADER LIFT RAM</p>		
<p>PART NO. / DIMENSION: 991-00147</p> <p>DESCRIPTION: KIT SEAL</p> <p>MODEL NAME: JCB 3CX SUPER</p> <p>APPLICATION: RAM BUCKET MONO DIPPER</p>		
<p>PART NO. / DIMENSION: 991-00115</p> <p>DESCRIPTION: KIT SEAL</p> <p>MODEL NAME: TELESCOPIC HANDLERS (LOADALL)</p> <p>APPLICATION: LOADER LIFT RAM</p>		

<p>PART NO. / DIMENSION: 991-00105</p> <hr/> <p>DESCRIPTION: KIT SEAL</p> <hr/> <p>MODEL NAME: JCB TELETRUCK</p> <hr/> <p>APPLICATION: EXTENTION RAM</p>		
<p>PART NO. / DIMENSION: 991-00098</p> <hr/> <p>DESCRIPTION: KIT SEAL</p> <hr/> <p>MODEL NAME: JCB 1CX</p> <hr/> <p>APPLICATION: LOADER LIFT RAM</p>		
<p>PART NO. / DIMENSION: 991-00029</p> <hr/> <p>DESCRIPTION: KIT SEAL</p> <hr/> <p>MODEL NAME: JCB 3CX-4</p> <hr/> <p>APPLICATION: DIPPER RAM</p>		

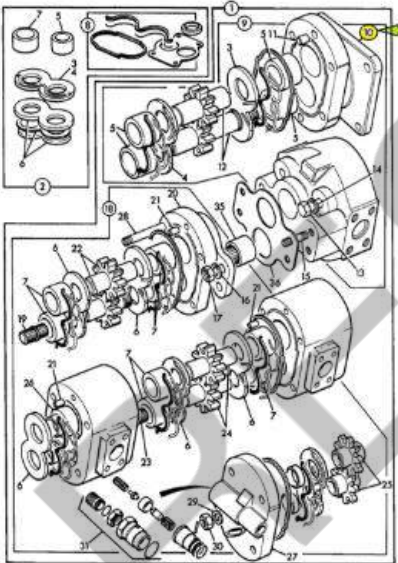
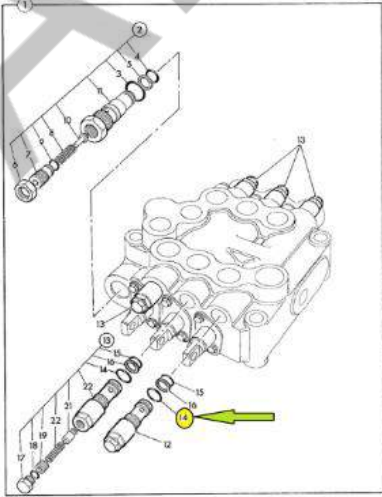
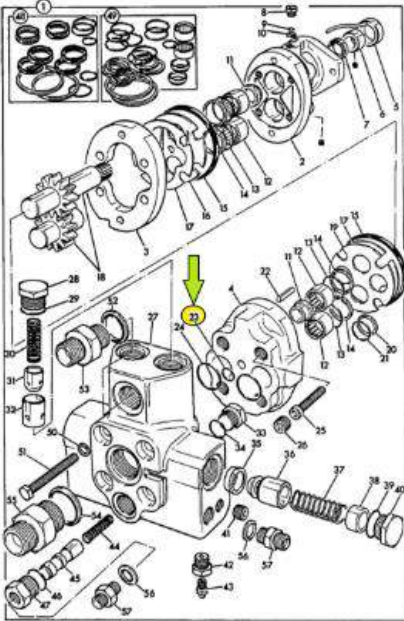
<p>PART NO. / DIMENSION: 991-00028</p> <hr/> <p>DESCRIPTION: KIT SEAL</p> <hr/> <p>MODEL NAME: JCB 3CX</p> <hr/> <p>APPLICATION: DIPPER RAM</p>		
<p>PART NO. / DIMENSION: 991-00027</p> <hr/> <p>DESCRIPTION: KIT SEAL</p> <hr/> <p>MODEL NAME: JCB 4CX</p> <hr/> <p>APPLICATION: LOADER LIFT RAM</p>		
<p>PART NO. / DIMENSION: 991-00025</p> <hr/> <p>DESCRIPTION: KIT SEAL</p> <hr/> <p>MODEL NAME: ROUGH TERRAIN FORK LIFT</p> <hr/> <p>APPLICATION: TILT RAM ASSY.</p>		

<p>PART NO. / DIMENSION: 991-00021</p> <p>DESCRIPTION: KIT SEAL</p> <p>MODEL NAME: JCB 3CX</p> <p>APPLICATION: STEERING RAM ASSY.</p>		
<p>PART NO. / DIMENSION: 991-00016</p> <p>DESCRIPTION: KIT SEAL</p> <p>MODEL NAME: JCB 3CX</p> <p>APPLICATION: LOADER SHOVAL RAM ASSY.</p>		
<p>PART NO. / DIMENSION: 991-00015</p> <p>DESCRIPTION: KIT SEAL</p> <p>MODEL NAME: JCB 3CX</p> <p>APPLICATION: LOADER LIFT RAM</p>		

<p>PART NO. / DIMENSION: 923-02700</p> <hr/> <p>DESCRIPTION: COOLER TRANSMISSION OIL</p> <hr/> <p>MODEL NAME: JCB 3CX</p> <hr/> <p>APPLICATION: CIRCUIT, TRANSMISSION</p>	
<p>PART NO. / DIMENSION: 923-01000</p> <hr/> <p>DESCRIPTION: COOLER OIL</p> <hr/> <p>MODEL NAME: JCB 3CX-4</p> <hr/> <p>APPLICATION: CIRCUIT, OIL COOLER, TORQUE CONVERTER</p>	
<p>PART NO. / DIMENSION: 921-02200</p> <hr/> <p>DESCRIPTION: KIT SHIM</p> <hr/> <p>MODEL NAME: JCB 3D</p> <hr/> <p>APPLICATION: TRANSMISSION, COMPONENTS,</p>	

<p>PART NO. / DIMENSION: 921-00805</p> <p>DESCRIPTION: SHIM</p> <p>MODEL NAME: JCB 3CX,3DX</p> <p>APPLICATION: AXLE ASSEMBLY, 2WS, 2WD STEERING</p>		
<p>PART NO. / DIMENSION: 920-01828</p> <p>DESCRIPTION: SEAL QUAD RING</p> <p>MODEL NAME: JCB 4CX</p> <p>APPLICATION: VALVE, SPOOL SEALS, IMPROVEMENTS,</p>		
<p>PART NO. / DIMENSION: 920-01682</p> <p>DESCRIPTION: O RING</p> <p>MODEL NAME: JCB 3CX</p> <p>APPLICATION: VALVE, MAIN RELIEF, LOADER VALVE</p>		450




<p>PART NO. / DIMENSION: 920-01681</p> <p>DESCRIPTION: RING BACK-UP</p> <p>MODEL NAME: JCB 3CX</p> <p>APPLICATION: VALVE, MAIN RELIEF, LOADER VALVE</p>	
<p>PART NO. / DIMENSION: 920-01672</p> <p>DESCRIPTION: SEAL WIPER</p> <p>MODEL NAME: JCB 4CXSM</p> <p>APPLICATION: VALVE SPOOL STANDARD</p>	
<p>PART NO. / DIMENSION: 920-01659</p> <p>DESCRIPTION: COVER</p> <p>MODEL NAME: JCB 4CXSM</p> <p>APPLICATION: VALVE, SPOOL, STANDARD</p>	


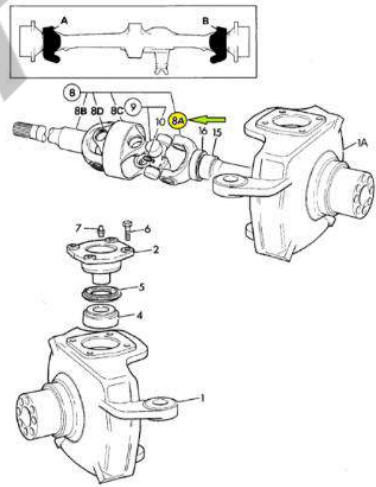

<p>PART NO. / DIMENSION: 920-01580</p> <hr/> <p>DESCRIPTION: ADAPTER</p> <hr/> <p>MODEL NAME: JCB 811 CRAWLER EXCAVATOR</p> <hr/> <p>APPLICATION: PUMP MAIN HYDRAULIC</p>		
<p>PART NO. / DIMENSION: 920-00172</p> <hr/> <p>DESCRIPTION: O RING</p> <hr/> <p>MODEL NAME: JCB 4C-2 TURBO</p> <hr/> <p>APPLICATION: VALVE, COMPONENTS, EXCAVATOR</p>		
<p>PART NO. / DIMENSION: 920-00171</p> <hr/> <p>DESCRIPTION: O RING</p> <hr/> <p>MODEL NAME: JCB 415 DOZER</p> <hr/> <p>APPLICATION: VALVE, MAIN RELIEF</p>		

<p>PART NO. / DIMENSION: 919-72400</p> <hr/> <p>DESCRIPTION: PUMP MAIN HYD.</p>		
<p>PART NO. / DIMENSION: 919-71500</p> <hr/> <p>DESCRIPTION: PUMP MAIN HYD.</p> <hr/> <p>MODEL NAME: JCB 3CXSMT</p> <hr/> <p>APPLICATION: PUMP MAIN HYDRAULIC</p>		
<p>PART NO. / DIMENSION: 919-71400</p> <hr/> <p>DESCRIPTION: PUMP MAIN HYD.</p> <hr/> <p>MODEL NAME: JCB 3CXT</p> <hr/> <p>APPLICATION: PUMP MAIN HYDRAULIC</p>		

<p>PART NO. / DIMENSION: 918-10017</p> <hr/> <p>DESCRIPTION: PIN TRACK</p> <hr/> <p>MODEL NAME: JCB JZ70</p> <hr/> <p>APPLICATION: CHAIN, TRACK, GROUSER</p>		
<p>PART NO. / DIMENSION: 917-10006</p> <hr/> <p>DESCRIPTION: BEARING NEEDLE THRUST</p> <hr/> <p>MODEL NAME: JCB 3DX</p> <hr/> <p>APPLICATION: TRANSMISSION REVERSER UNIT</p>		
<p>PART NO. / DIMENSION: 917-02500</p> <hr/> <p>DESCRIPTION: BEARING</p> <hr/> <p>MODEL NAME: JCB 3D</p> <hr/> <p>APPLICATION: TRANSMISSION COMPONENTS</p>		


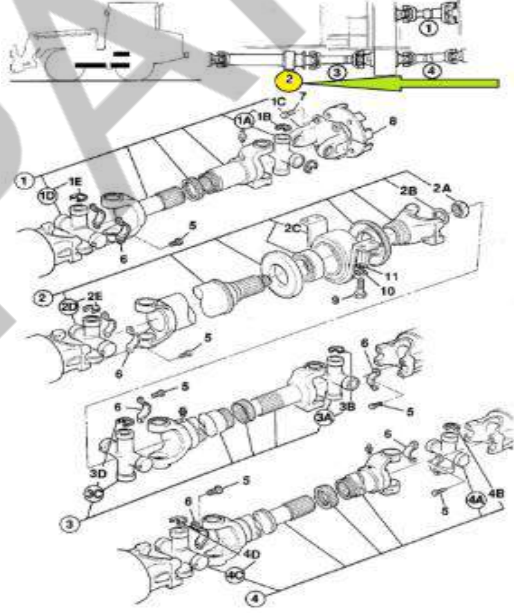
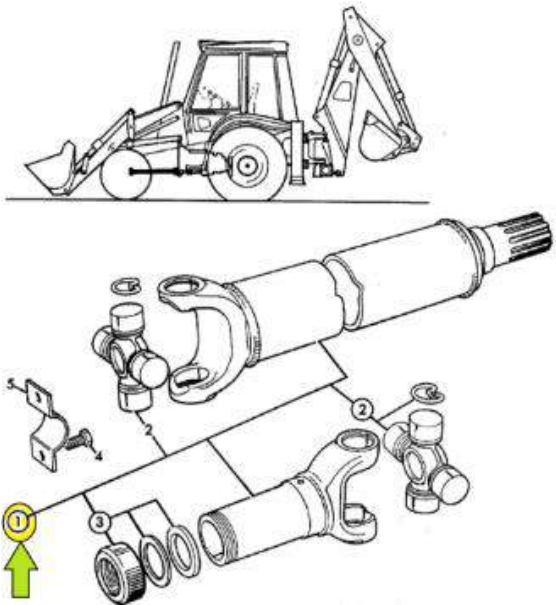
<p>PART NO. / DIMENSION: 917-02300</p> <hr/> <p>DESCRIPTION: BEARING</p> <hr/> <p>MODEL NAME: JCB 3D</p> <hr/> <p>APPLICATION: TRANSMISSION COMPONENTS</p>		
<p>PART NO. / DIMENSION: 917-00007</p> <hr/> <p>DESCRIPTION: ROLLER NEEDLE</p> <hr/> <p>MODEL NAME: JCB 3CX</p> <hr/> <p>APPLICATION: HUB & COMPONENTS</p>		
<p>PART NO. / DIMENSION: 916-10012</p> <hr/> <p>DESCRIPTION: BEARING BALL</p> <hr/> <p>MODEL NAME: JCB 4DX,3DX</p> <hr/> <p>APPLICATION: SYNCRO SHUTTLE PUMP & MAIN HYD PUMP DRIVE</p>		


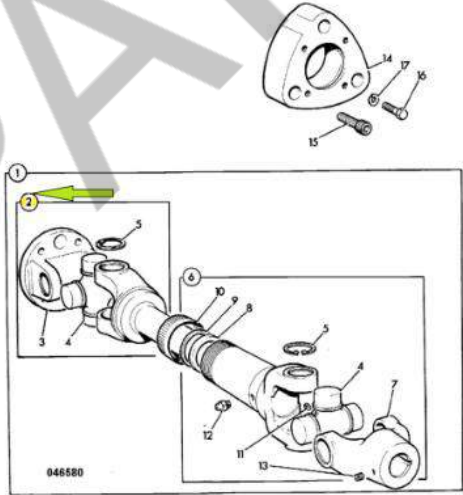

<p>PART NO. / DIMENSION: 916-00008</p> <p>DESCRIPTION: BEARING 14DIA BALL</p> <p>MODEL NAME: JCB SS640 TRANSMISSION</p> <p>APPLICATION: TRANSMISSION, 4WD CLUTCH, EXTERNAL COMPONENTS</p>	
<p>PART NO. / DIMENSION: 914-M4448</p> <p>DESCRIPTION: DRIVESHAFT</p> <p>MODEL NAME: JCB 3CX</p> <p>APPLICATION: AXLE ARM & HUB ASSY.</p>	
<p>PART NO. / DIMENSION: 914-88101</p> <p>DESCRIPTION: SHAFT HUB SIDE</p> <p>MODEL NAME: JCB 3CX</p> <p>APPLICATION: KNUCKLE, 2WS, 4WD STEERING AXLE,</p>	

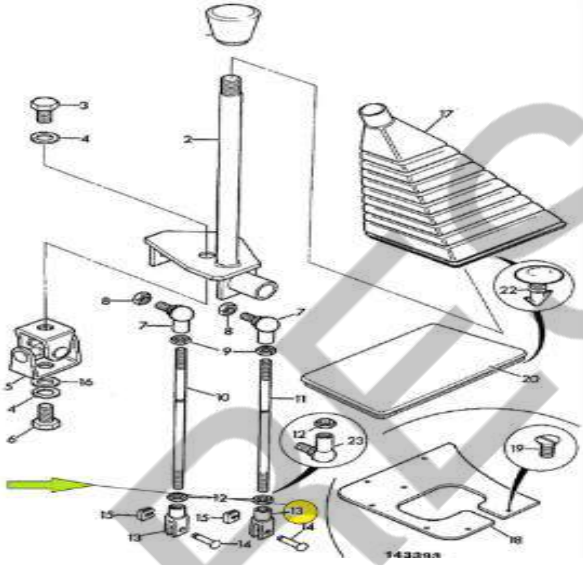
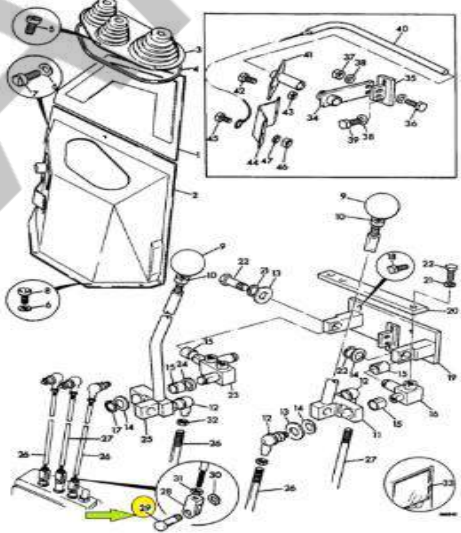

<p>PART NO. / DIMENSION: 914-88100</p> <p>DESCRIPTION: SHAFT DRIVE ASSEMBLY</p> <p>MODEL NAME: JCB 3CX</p> <p>APPLICATION: KNUCKLE, 2WS, 4WD STEERING AXLE,</p>	
<p>PART NO. / DIMENSION: 914-86201</p> <p>DESCRIPTION: SHAFT HUB SIDE</p> <p>MODEL NAME: JCB 3CX,3DX SUPER</p> <p>APPLICATION: AXLE ASSEMBLY, STEERING,</p>	
<p>PART NO. / DIMENSION: 914-83304</p> <p>DESCRIPTION: JOINT DOUBLE YOKE</p> <p>MODEL NAME: JCB 3CXT</p> <p>APPLICATION: KNUCKLE, STEERING, 4WD AXLE</p>	

<p>PART NO. / DIMENSION: 914-80203</p> <p>DESCRIPTION: JOINT CENTRE</p> <p>MODEL NAME: JCB 3CXT</p> <p>APPLICATION: KNUCKLE, STEERING, 4WD AXLE</p>		
<p>PART NO. / DIMENSION: 914-80202</p> <p>DESCRIPTION: SHAFT AXLE SIDE</p> <p>MODEL NAME: JCB 3CXT</p> <p>APPLICATION: KNUCKLE, STEERING, 4WD AXLE</p>		
<p>PART NO. / DIMENSION: 914-70046</p> <p>DESCRIPTION: SHAFT HUB</p> <p>MODEL NAME: TELESCOPIC HANDLERS (LOADALL)</p> <p>APPLICATION: SHAFT,DRIVE</p>		

<p>PART NO. / DIMENSION: 914-60255</p> <hr/> <p>DESCRIPTION: PROPSHAFT REAR</p> <hr/> <p>MODEL NAME: JCB 3CX</p> <hr/> <p>APPLICATION: PROP SHAFT, TRANS.</p>		
<p>PART NO. / DIMENSION: 914-60223</p> <hr/> <p>DESCRIPTION: DRIVESHAFT REAR</p> <hr/> <p>MODEL NAME: JCB 3DX</p> <hr/> <p>APPLICATION: PROPSHAFT, TRANSMISSION REAR, DRIVE AXLE</p>		
<p>PART NO. / DIMENSION: 914-60102</p> <hr/> <p>DESCRIPTION: DRIVESHAFT</p> <hr/> <p>MODEL NAME: JCB 3DX</p> <hr/> <p>APPLICATION: AXLE, DRIVE ASSEMBLY,</p>		

<p>PART NO. / DIMENSION: 914-56401</p> <p>DESCRIPTION: KIT SPIDER</p> <p>MODEL NAME: JCB 3CXSM</p> <p>APPLICATION: PROPSHAFT, TRANSMISSION, FRONT DRIVE AXLE,</p>	
<p>PART NO. / DIMENSION: 914-53400</p> <p>DESCRIPTION: DRIVESHAFT FRONT</p> <p>MODEL NAME: JCB WHEELD LOADER</p> <p>APPLICATION: PROPSHAFTS, TRANSMISSION</p>	
<p>PART NO. / DIMENSION: 914-42200</p> <p>DESCRIPTION: PROPSHAFT FRONT</p> <p>MODEL NAME: JCB 3CX</p> <p>APPLICATION: PROPSHAFT, TRANSMISSION, FRONT DRIVE AXLE</p>	


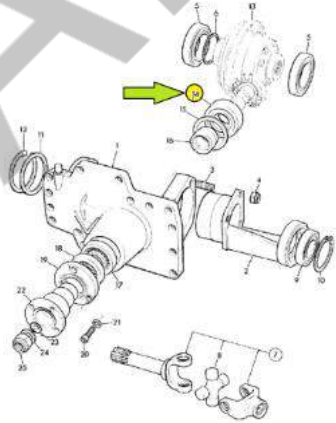

<p>PART NO. / DIMENSION: 914-35401</p> <hr/> <p>DESCRIPTION: KIT SPIDER</p> <hr/> <p>MODEL NAME: JCB 3CX</p> <hr/> <p>APPLICATION: PROPSHAFT TRANSMISSION</p>		
<p>PART NO. / DIMENSION: 914-11100</p> <hr/> <p>DESCRIPTION: JOINT FIXED</p> <hr/> <p>MODEL NAME: JCB 3D,3CX</p> <hr/> <p>APPLICATION: SHAFT, PUMP DRIVE, MANUAL BUILD,</p>		
<p>PART NO. / DIMENSION: 914-10902</p> <hr/> <p>DESCRIPTION: YOKE FLANGE</p> <hr/> <p>MODEL NAME: JCB 3D,3CX</p> <hr/> <p>APPLICATION: SHAFT, PUMP DRIVE</p>		

<p>PART NO. / DIMENSION: 913-02200</p> <hr/> <p>DESCRIPTION: CLEVIS LEFT HAND THREAD</p> <hr/> <p>MODEL NAME: JCB 3CX,4CX</p> <hr/> <p>APPLICATION: CONTROL LOADER</p>		
<p>PART NO. / DIMENSION: 913-00014</p> <hr/> <p>DESCRIPTION: PIN CLEVIS</p> <hr/> <p>MODEL NAME: JCB WHEELD LOADER</p> <hr/> <p>APPLICATION: CONTROL LOADER</p>		
<p>PART NO. / DIMENSION: 911-40092</p> <hr/> <p>DESCRIPTION: LOCKING PIN</p> <hr/> <p>MODEL NAME: JCB 3CX</p> <hr/> <p>APPLICATION: DIPPER (STICK), EXTRADIG, 14'</p>		

<p>PART NO. / DIMENSION: 911-26400</p> <hr/> <p>DESCRIPTION: PIN PIVOT STEER RAM REAR</p> <hr/> <p>MODEL NAME: JCB WHEELD LOADER</p> <hr/> <p>APPLICATION: CHASSIS FRONT</p>	
<p>PART NO. / DIMENSION: 911-23900</p> <hr/> <p>DESCRIPTION: PIN PIVOT</p> <hr/> <p>MODEL NAME: JCB MINI CRAWLER EXCAVATOR</p> <hr/> <p>APPLICATION: QUICKHITCH</p>	
<p>PART NO. / DIMENSION: 911-20700</p> <hr/> <p>DESCRIPTION: PIN PIVOT</p> <hr/> <p>MODEL NAME: JCB 3CX,3D</p> <hr/> <p>APPLICATION: LOADER ARM</p>	

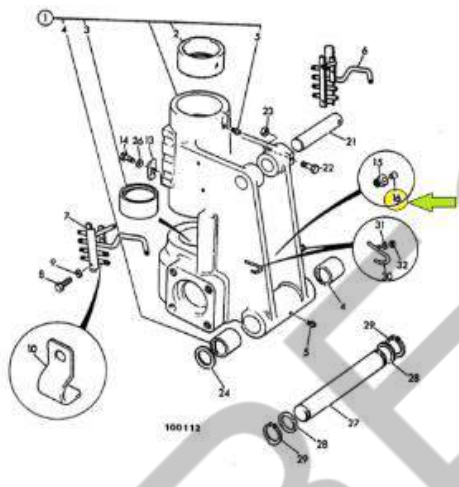

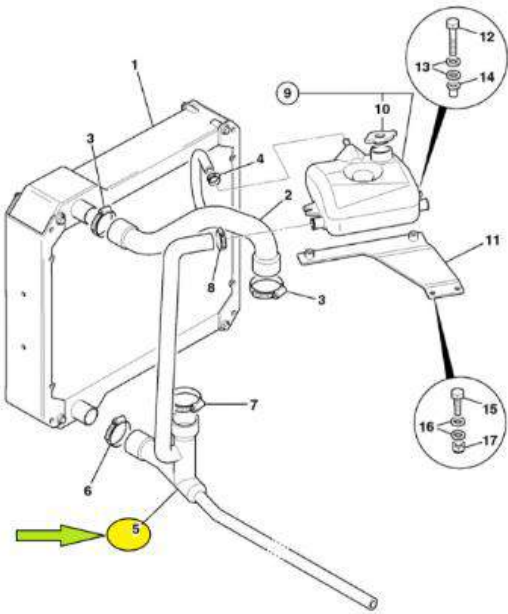
<p>PART NO. / DIMENSION: 911-20600</p> <p>DESCRIPTION: PIN PIVOT</p> <p>MODEL NAME: JCB 3CX,3D</p> <p>APPLICATION: LOADER ARM</p>		
<p>PART NO. / DIMENSION: 910-45401</p> <p>DESCRIPTION: CABLE THROTTLE INNER- OUTER</p> <p>MODEL NAME: JCB 3CX,4CX</p> <p>APPLICATION: CONTROL THROTTLE & STOP</p>		
<p>PART NO. / DIMENSION: 910-28300</p> <p>DESCRIPTION: CABLE ASSEMBLY, C-W LEVER THROTTLE CONTROL</p> <p>MODEL NAME: JCB 3CX,3D</p> <p>APPLICATION: CONTROL THROTTLE & STOP</p>		



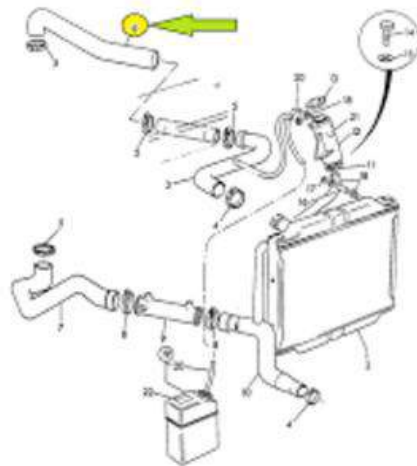
<p>PART NO. / DIMENSION: 910-24902</p> <hr/> <p>DESCRIPTION: HANDLE T</p> <hr/> <p>MODEL NAME: JCB 3CX,3D</p> <hr/> <p>APPLICATION: CONTROL THROTTLE & STOP</p>		
<p>PART NO. / DIMENSION: 907-52800</p> <hr/> <p>DESCRIPTION: BEARING</p> <hr/> <p>MODEL NAME: JCB 3D</p> <hr/> <p>APPLICATION: TRANSMISSION</p>		
<p>PART NO. / DIMENSION: 907-20012</p> <hr/> <p>DESCRIPTION: BEARING</p> <hr/> <p>MODEL NAME: JCB 3CX,3DX,4DX</p> <hr/> <p>APPLICATION: TRANSMISSION ASSY.</p>		


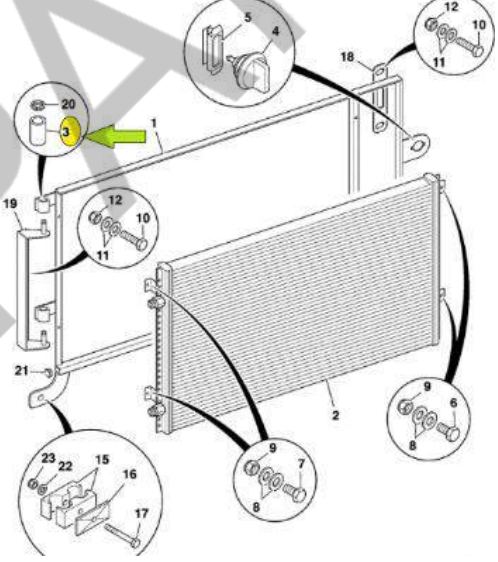
<p>PART NO. / DIMENSION: 907-20005</p> <hr/> <p>DESCRIPTION: BEARING TAPER ROLLER</p> <hr/> <p>MODEL NAME: JCB 3DX,4DX</p> <hr/> <p>APPLICATION: TRANSMISSION ASSY.</p>		
<p>PART NO. / DIMENSION: 907-06700</p> <hr/> <p>DESCRIPTION: BEARING</p> <hr/> <p>MODEL NAME: JCB 3CX,</p> <hr/> <p>APPLICATION: DIFFERENTIAL, HOUSING ASSEMBLY</p>		
<p>PART NO. / DIMENSION: 904-50019</p> <hr/> <p>DESCRIPTION: SEAL DUAL LIP</p> <hr/> <p>MODEL NAME: JCB 410 DOZER,3D</p> <hr/> <p>APPLICATION: DIFFERENTIAL, HOUSING ASSY.</p>		

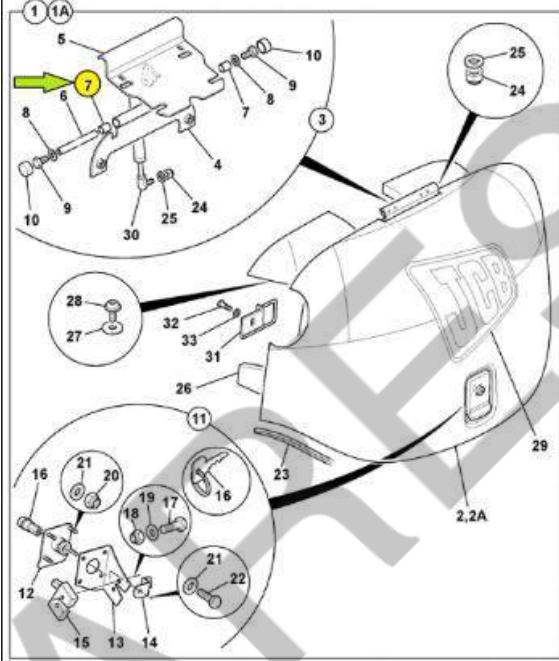
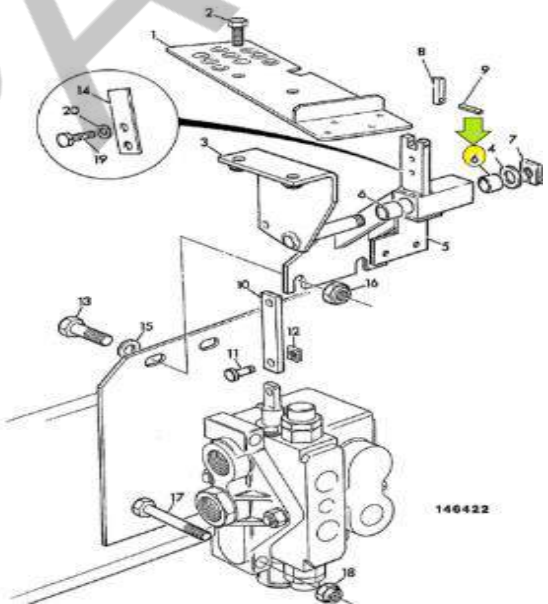
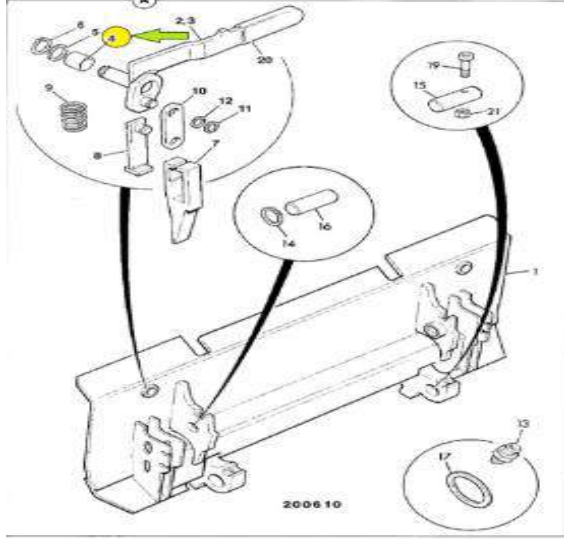
<p>PART NO. / DIMENSION: 904-20189</p> <hr/> <p>DESCRIPTION: SEAL</p> <hr/> <p>MODEL NAME: JS 80</p> <hr/> <p>APPLICATION: RECOIL UNIT</p>		
<p>PART NO. / DIMENSION: 904-20188</p> <hr/> <p>DESCRIPTION: SEAL</p> <hr/> <p>MODEL NAME: JS 80</p> <hr/> <p>APPLICATION: RECOIL UNIT</p>		
<p>PART NO. / DIMENSION: 904-08200</p> <hr/> <p>DESCRIPTION: SEAL</p> <hr/> <p>MODEL NAME: JCB 3CX</p> <hr/> <p>APPLICATION: TRANSMISSION, JCB SYNCRO SHUTTLE,</p>		

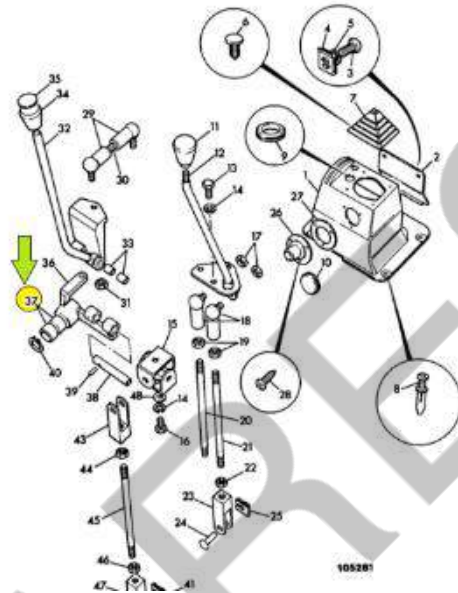
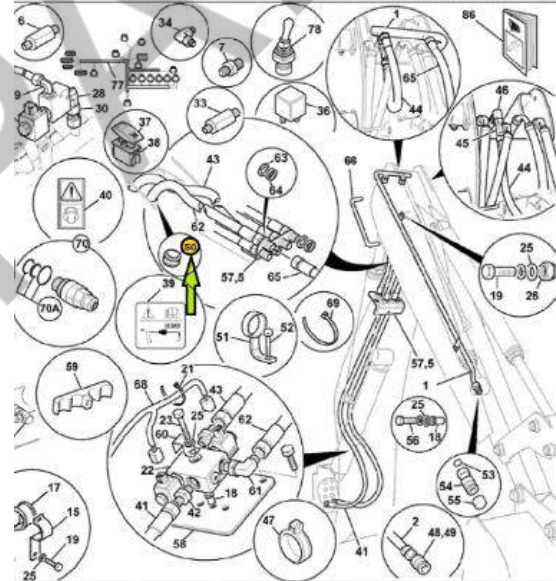

<p>PART NO. / DIMENSION: 904-07400</p> <p>DESCRIPTION: SEAL</p> <p>MODEL NAME: JCB SD 40AXLE</p> <p>APPLICATION: DIFFERENTIAL, ASSEMBLY, STEER AXLE</p>	
<p>PART NO. / DIMENSION: 904-06500</p> <p>DESCRIPTION: SEAL</p> <p>MODEL NAME: JCB SD40 AXLE</p> <p>APPLICATION: AXLE, STEER DRIVE</p>	
<p>PART NO. / DIMENSION: 903-04620</p> <p>DESCRIPTION: TOOL CHIESEL</p> <p>MODEL NAME: JCB 4CX</p> <p>APPLICATION: TOOLS HM 360</p>	

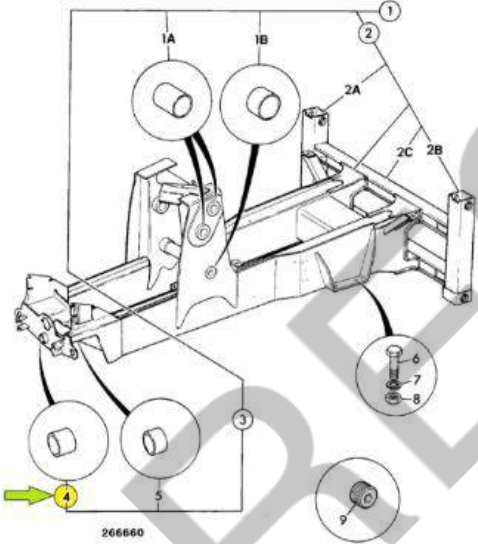


<p>PART NO. / DIMENSION: 835-00042</p> <p>DESCRIPTION: CAP BREATHER NYLON</p> <p>MODEL NAME: JCB 3CX,4CX</p> <p>APPLICATION: KINGPOST SIDESHIFT</p>		
<p>PART NO. / DIMENSION: 834-10764</p> <p>DESCRIPTION: HOSE HYD-OIL COOLER</p> <p>MODEL NAME: JCB 3CX</p> <p>APPLICATION: CIRCUIT, NEUTRAL, GEAR PUMP BUILD</p>		
<p>PART NO. / DIMENSION: 834-10598</p> <p>DESCRIPTION: HOSE</p> <p>MODEL NAME: JCB 3CX,4CX</p> <p>APPLICATION: RADIATOR & HOSES, 5 ROW OIL COOLER</p>		

<p>PART NO. / DIMENSION: 834-10161</p> <p>DESCRIPTION: HOSE TOP</p> <p>MODEL NAME: JCB 3CX,4CX</p> <p>APPLICATION: RADIATOR</p>		
<p>PART NO. / DIMENSION: 834-00413</p> <p>DESCRIPTION: HOSE</p> <p>MODEL NAME: JCB 3CX,4CX</p> <p>APPLICATION: HEATER, INSTALLATION</p>		
<p>PART NO. / DIMENSION: 834-00321</p> <p>DESCRIPTION: HOSE</p> <p>APPLICATION: RADIATOR</p>		

<p>PART NO. / DIMENSION: 834-00157</p> <hr/> <p>DESCRIPTION: HOSE TOP</p> <hr/> <p>MODEL NAME: JCB 3CX</p> <hr/> <p>APPLICATION: RADIATOR</p>	
<p>PART NO. / DIMENSION: 831-00098</p> <hr/> <p>DESCRIPTION: BEARING</p> <hr/> <p>MODEL NAME: JCB WHEELD LOADER</p> <hr/> <p>APPLICATION: AIR CONDITIONING, CONDENSER</p>	

<p>PART NO. / DIMENSION: 831-00097</p> <p>DESCRIPTION: BEARING</p> <p>MODEL NAME: JCB 3CX</p> <p>APPLICATION: CONTROL LOADER VALVE</p>		
<p>PART NO. / DIMENSION: 831-00096</p> <p>DESCRIPTION: BAERING</p> <p>MODEL NAME: JCB 1CX,3CX</p> <p>APPLICATION: CONTROLS, AUXILIARY VALVE</p>		
<p>PART NO. / DIMENSION: 831-00065</p> <p>DESCRIPTION: BUSH</p> <p>MODEL NAME: JCB ROBOT 165,1110F</p> <p>APPLICATION: QUICKHITCH</p>		

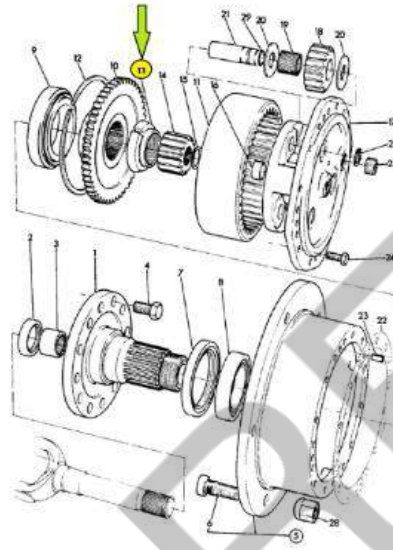
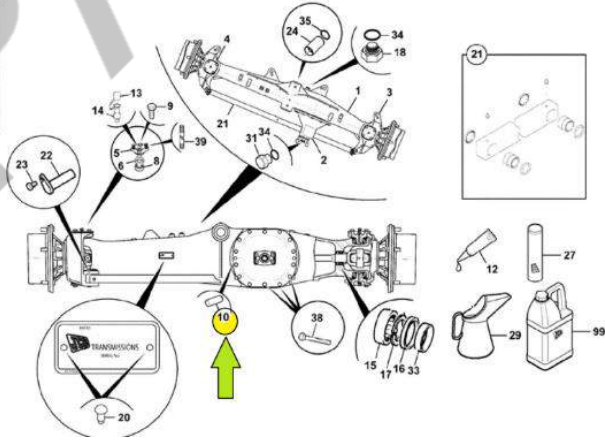

<p>PART NO. / DIMENSION: 831-00063</p> <p>DESCRIPTION: BUSH</p> <p>MODEL NAME: JCB 3CX</p> <p>APPLICATION: CONTROL LOADER VALVE</p>	 <p>Exploded view diagram of a control loader valve assembly. A green arrow points to part 32, which is a bush. The diagram shows various components like pistons, seals, and valves, with a reference number 105281 at the bottom right.</p>
<p>PART NO. / DIMENSION: 830-00314</p> <p>DESCRIPTION: FERRULE RUBBER</p> <p>MODEL NAME: JCB 3CX</p> <p>APPLICATION: MAINFRAME</p>	 <p>Exploded view diagram of a mainframe assembly. A green arrow points to part 62, which is a ferrule rubber. The diagram shows a complex arrangement of hydraulic hoses, fittings, and structural components, with a reference number 105281 at the bottom right.</p>
<p>PART NO. / DIMENSION: 829-31077</p> <p>DESCRIPTION: SPACER LAYSHAFT</p> <p>MODEL NAME: JCB 3DX,4DX</p> <p>APPLICATION: TRANSMISSION INTERNAL COMPONENTS</p>	 <p>3D CAD model of a spacer layshaft, showing a thick, circular ring with a small notch on one side.</p>

<p>PART NO. / DIMENSION: 829-01215</p> <hr/> <p>DESCRIPTION: BOSS</p> <hr/> <p>MODEL NAME: JCB 3CX</p> <hr/> <p>APPLICATION: CHASIS SIDESHIFT</p>	
<p>PART NO. / DIMENSION: 828-00155</p> <hr/> <p>DESCRIPTION: O RING</p> <hr/> <p>MODEL NAME: JCB 3D,3CX,3DX</p> <hr/> <p>APPLICATION: CLUTCH REVERSER UNIT,</p>	
<p>PART NO. / DIMENSION: 828-00154</p> <hr/> <p>DESCRIPTION: O RING</p> <hr/> <p>MODEL NAME: JCB 3D,3CX,3DX</p> <hr/> <p>APPLICATION: TRANSMISSION REVERSER UNIT</p>	

<p>PART NO. / DIMENSION: 828-00096</p> <hr/> <p>DESCRIPTION: O RING</p> <hr/> <p>MODEL NAME: JCB 3CX,4CX,3D</p> <hr/> <p>APPLICATION: SLEW SWING COMPONENTS</p>		
<p>PART NO. / DIMENSION: 826-11235</p> <hr/> <p>DESCRIPTION: BOLT LOCK</p> <hr/> <p>MODEL NAME: JCB 3CX,4CX</p> <hr/> <p>APPLICATION: KINGPOST CARRIAGE SIDESHIFT</p>		
<p>PART NO. / DIMENSION: 826-10895</p> <hr/> <p>DESCRIPTION: LOCK ASSY.</p> <hr/> <p>MODEL NAME: JCB 3CX,3DX</p> <hr/> <p>APPLICATION: FRONT GRILL</p>		

<p>PART NO. / DIMENSION: 826-10575</p> <p>DESCRIPTION: STUD WHEEL</p> <p>MODEL NAME: JCB ROBOT 190,165</p> <p>APPLICATION: HUB & COMPONENTS, FRONT RIGHT HAND</p>	
<p>PART NO. / DIMENSION: 826-01831</p> <p>DESCRIPTION: BOLT WHEEL</p> <p>MODEL NAME: JCB 1CX,ROBOT 165WHEEED</p> <p>APPLICATION: AXLE ASSY. FRONT</p>	
<p>PART NO. / DIMENSION: 826-01417</p> <p>DESCRIPTION: BOLT</p> <p>MODEL NAME: JCB SS660 TRANSMISSION</p> <p>APPLICATION: TRANSMISSION, DROP BOX, PERMANENT 4 WHEEL DRIVE</p>	

<p>PART NO. / DIMENSION: 826-01022</p> <p>DESCRIPTION: PLOUGHBOLT</p> <p>MODEL NAME: JCB WHEELD LOADER</p> <p>APPLICATION: TOE PLATE BOLT</p>		
<p>PART NO. / DIMENSION: 826-00919</p> <p>DESCRIPTION: DOWEL</p> <p>MODEL NAME: JCB 3DX</p> <p>APPLICATION: DIFFERENTIAL ASSY.</p>		
<p>PART NO. / DIMENSION: 826-00746</p> <p>DESCRIPTION: STUD</p> <p>MODEL NAME: JCB 3CX,4CX</p> <p>APPLICATION: KINGPOST CARRIAGE SIDESHIFT</p>		

<p>PART NO. / DIMENSION: 826-00725</p> <p>DESCRIPTION: NUT</p> <p>MODEL NAME: JCB 3CX</p> <p>APPLICATION: HUB & COMPONENTS</p>	
<p>PART NO. / DIMENSION: 826-00439</p> <p>DESCRIPTION: DOWELL</p> <p>MODEL NAME: JCB SD 70 MAXTRACK AXLE</p> <p>APPLICATION: AXLE, STEER DRIVE, PIN MOUNT</p>	
<p>PART NO. / DIMENSION: 1340-0701</p> <p>DESCRIPTION: NUT</p> <p>MODEL NAME: JCB 3CX,3D</p> <p>APPLICATION: BUCKET</p>	

PART NO. / DIMENSION: 826-00217

DESCRIPTION: PLOUGH BOLT

MODEL NAME: JCB 3CX,3D

APPLICATION: BUCKET



PART NO. / DIMENSION: 825-99928

DESCRIPTION: TOOL WRENCH WHEEL NUT

MODEL NAME: JCB 410 DOZER

APPLICATION: TOOL KIT

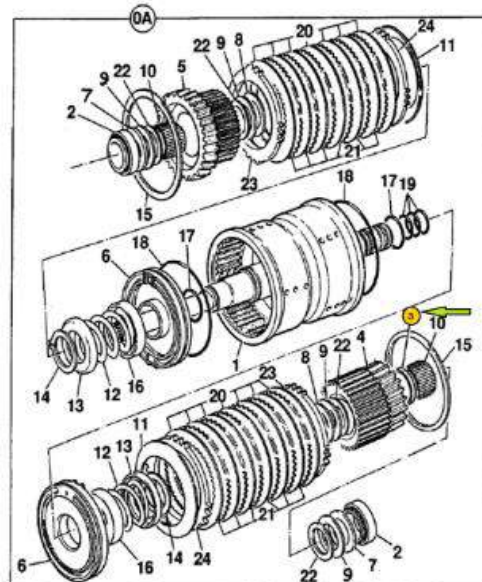


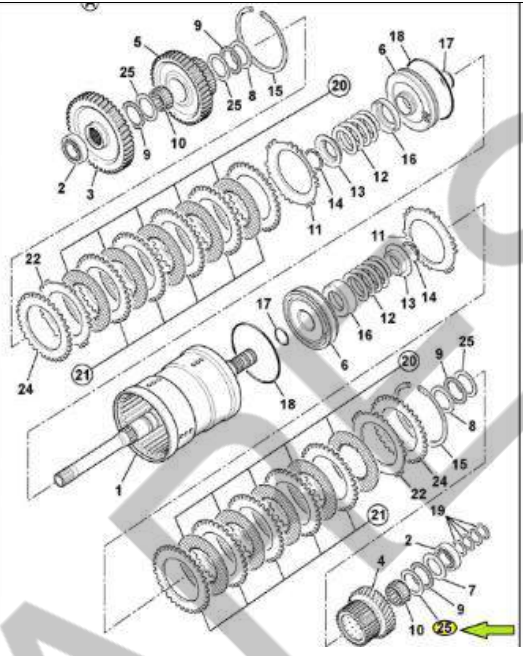


PART NO. / DIMENSION: 823-10355


DESCRIPTION: SPACER

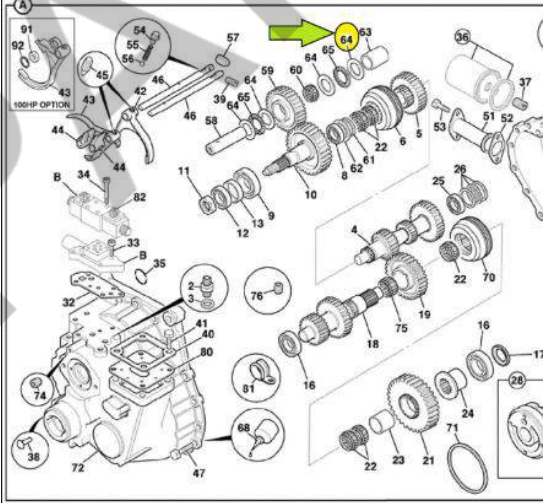
MODEL NAME: JCB 3DX,4DX

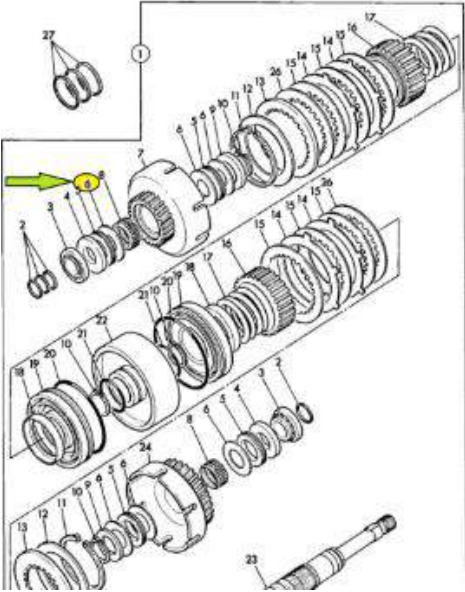
APPLICATION: TRANSMISSION REVERSER UNIT

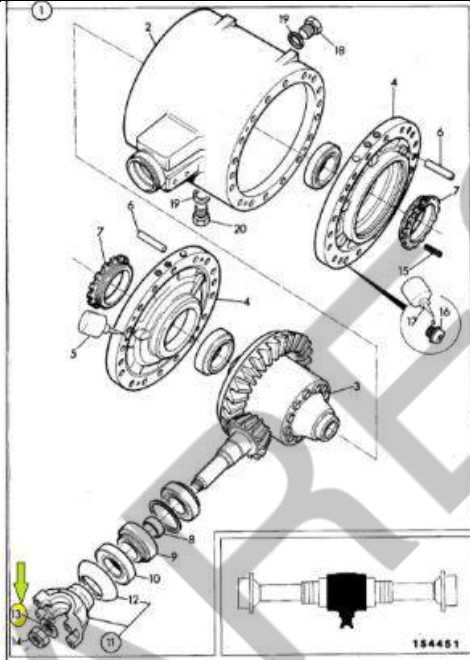
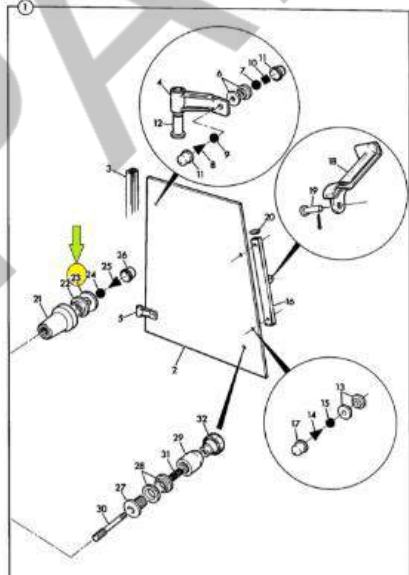
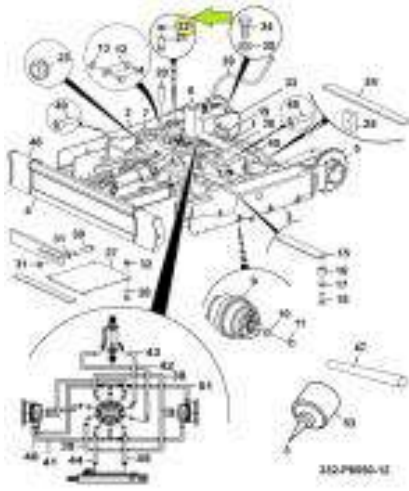


<p>PART NO. / DIMENSION: 823-10316</p> <p>DESCRIPTION: WASHER THRUST BEVELLED</p> <p>MODEL NAME: JCB 3DX,4DX</p> <p>APPLICATION: TRANSMISSION REVERSER UNIT</p>	
<p>PART NO. / DIMENSION: 823-10266</p> <p>DESCRIPTION: WASHER SPRING</p> <p>MODEL NAME: JCB 3DX,4DX</p> <p>APPLICATION: TRANSMISSION, REVERSER UNIT,</p>	
<p>PART NO. / DIMENSION: 823-10265</p> <p>DESCRIPTION: WAHER THRUST</p> <p>MODEL NAME: JCB 3DX,4DX</p> <p>APPLICATION: TRANSMISSION, REVERSER UNIT,</p>	

PART NO. / DIMENSION:	823-10264	
DESCRIPTION:	WASHER THRUST	
MODEL NAME:	JCB 3DX,4DX	
APPLICATION:	TRANSMISSION, REVERSER UNIT,	

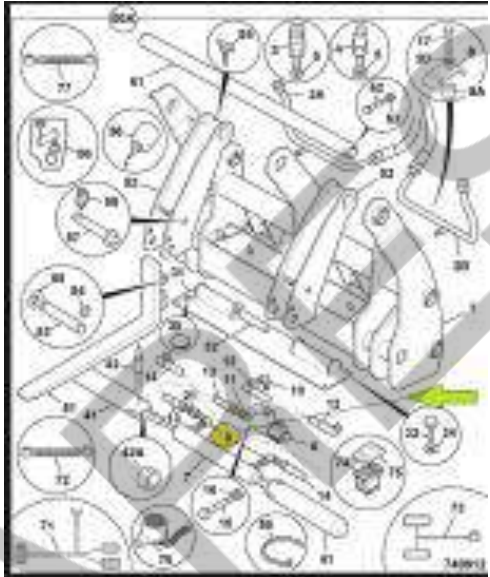
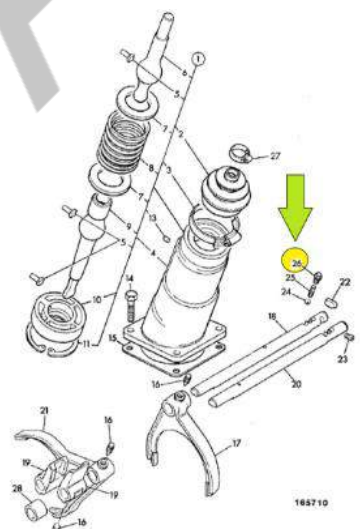

PART NO. / DIMENSION:	823-00451	
DESCRIPTION:	WASHER THRUST	
MODEL NAME:	JCB 3D	
APPLICATION:	TRANSMISSION, INTERNAL COMPONENTS	

PART NO. / DIMENSION:	823-00341	
DESCRIPTION:	WASHER THRUST	
MODEL NAME:	JCB 3CX	
APPLICATION:	TRANSMISSION, JCB SYNCRO SHUTTLE, REVERSER UNIT	

<p>PART NO. / DIMENSION: 823-00328</p> <hr/> <p>DESCRIPTION: WASHER</p> <hr/> <p>MODEL NAME: JCB 3D</p> <hr/> <p>APPLICATION: DIFFERENTIAL, ASSEMBLY,</p>		
<p>PART NO. / DIMENSION: 823-00323</p> <hr/> <p>DESCRIPTION: WASHER</p> <hr/> <p>MODEL NAME: JCB 3CX</p> <hr/> <p>APPLICATION: WINDOW, SIDE EXPORT</p>		
<p>PART NO. / DIMENSION: 823-00309</p> <hr/> <p>DESCRIPTION: WASHER HARDENED</p> <hr/> <p>MODEL NAME: JCB MINI CRAWLER EXCAVATOR</p> <hr/> <p>APPLICATION: UNDERCARRIAGE, , INDEX INCLUDING TRACKS & HYD.</p>		


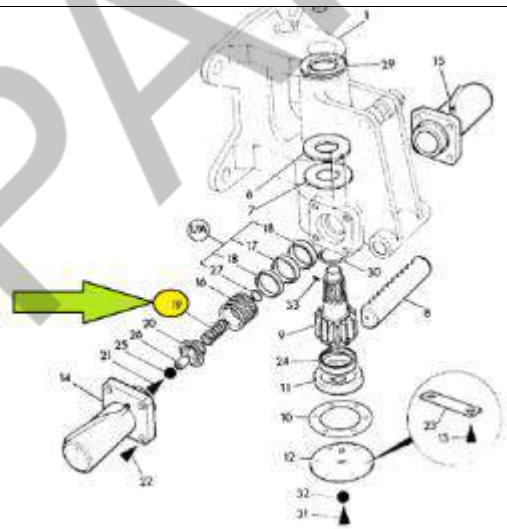

<p>PART NO. / DIMENSION: 823-00237</p> <hr/> <p>DESCRIPTION: SHIM</p> <hr/> <p>MODEL NAME: JCB 2CX,3CX</p> <hr/> <p>APPLICATION: LOADER ARM</p>		
<p>PART NO. / DIMENSION: 823-00203</p> <hr/> <p>DESCRIPTION: WASHER TAB</p> <hr/> <p>MODEL NAME: JCB 3CX,4CX</p> <hr/> <p>APPLICATION: SLEW SWING COMPONENTS</p>		
<p>PART NO. / DIMENSION: 819-00143</p> <hr/> <p>DESCRIPTION: SHIM</p> <hr/> <p>MODEL NAME: JCB 3DX</p> <hr/> <p>APPLICATION: KINGPOST</p>		


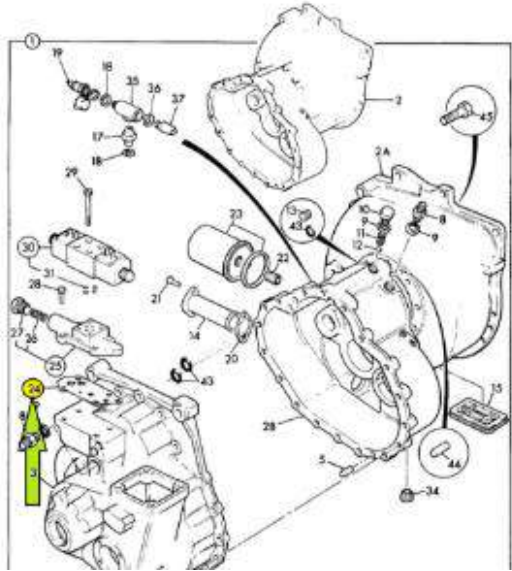
<p>PART NO. / DIMENSION: 819-00137</p> <hr/> <p>DESCRIPTION: SPACER</p> <hr/> <p>MODEL NAME: JCB 3DX</p> <hr/> <p>APPLICATION: AXLE PIVOT PIN & GREASE,</p>		
<p>PART NO. / DIMENSION: 819-00097</p> <hr/> <p>DESCRIPTION: SPACER</p> <hr/> <p>MODEL NAME: JCB 3CX,4DX</p> <hr/> <p>APPLICATION: LOADER ARM</p>		
<p>PART NO. / DIMENSION: 817-00055</p> <hr/> <p>DESCRIPTION: LABEL OUTLINE STICKER R.H.</p> <hr/> <p>MODEL NAME: JCB 2CX</p> <hr/> <p>APPLICATION: GUARD, TOOTH</p>		

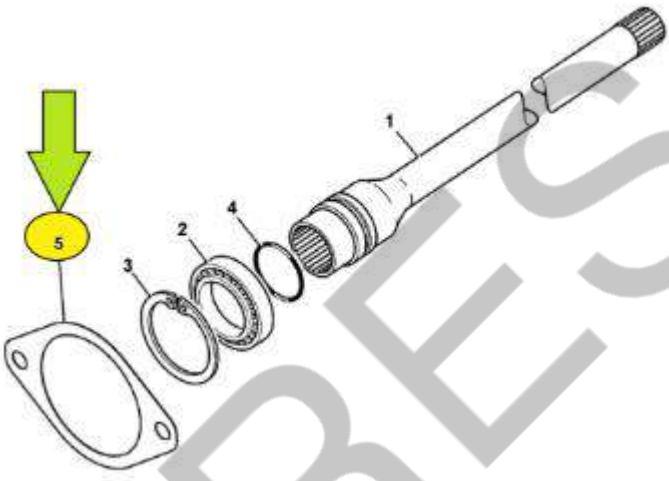


<p>PART NO. / DIMENSION: 816-90459</p> <p>DESCRIPTION: ADAPTER ELBOW</p> <p>MODEL NAME: JCB 3CX</p> <p>APPLICATION: QUICKHITCH, LOADER,, ELECTRIC/HYDRAULIC C/W FORKS</p>		
<p>PART NO. / DIMENSION: 816-80030</p> <p>DESCRIPTION: PLUG DETENT</p> <p>MODEL NAME: JCB 3CX</p> <p>APPLICATION: TRANSMISSION, JCB SYNCRO SHUTTLE, GEAR CHANGE</p>		
<p>PART NO. / DIMENSION: 816-80028</p> <p>DESCRIPTION: BREATHER</p> <p>MODEL NAME: JCB 3CX,4CX</p> <p>APPLICATION: KINGPOST SIDESHIFT</p>		



<p>PART NO. / DIMENSION: 814-10179</p> <hr/> <p>DESCRIPTION: SPRING OVERLOAD</p> <hr/> <p>MODEL NAME: JCB ROBOT 180T,1110</p> <hr/> <p>APPLICATION: CONTROL THROTTLE & STOP</p>		
<p>PART NO. / DIMENSION: 814-10106</p> <hr/> <p>DESCRIPTION: SPRING THROTTLE RETURN</p> <hr/> <p>MODEL NAME: JCB 3CX,4CX</p> <hr/> <p>APPLICATION: CONTROL THROTTLE & STOP</p>		
<p>PART NO. / DIMENSION: 814-00297</p> <hr/> <p>DESCRIPTION: SPRING</p> <hr/> <p>MODEL NAME: JCB 3D</p> <hr/> <p>APPLICATION: TRANSMISSION, REVERSER UNIT</p>		

<p>PART NO. / DIMENSION: 814-00289</p> <hr/> <p>DESCRIPTION: SPRING</p> <hr/> <p>MODEL NAME: JCB MINI CX 2WD</p> <hr/> <p>APPLICATION: CONTROL THROTTLE</p>		
<p>PART NO. / DIMENSION: 814-00230</p> <hr/> <p>DESCRIPTION: SPRING</p> <hr/> <p>MODEL NAME: JCB 3D</p> <hr/> <p>APPLICATION: TRANSMISSION, 4WD CLUTCH, EXTERNAL COMPONENTS</p>		
<p>PART NO. / DIMENSION: 814-00222</p> <hr/> <p>DESCRIPTION: SPRING</p> <hr/> <p>MODEL NAME: JCB 3CX,</p> <hr/> <p>APPLICATION: TORQUE CONVERTER, PUMP & FILTER,</p>		

<p>PART NO. / DIMENSION: 814-00177</p> <hr/> <p>DESCRIPTION: SPRING</p> <hr/> <p>MODEL NAME: JCB FASTTRACK 150T</p> <hr/> <p>APPLICATION: CONTROL, PEDAL ASSEMBLY</p>	
<p>PART NO. / DIMENSION: 814-00168</p> <hr/> <p>DESCRIPTION: SPRING</p> <hr/> <p>MODEL NAME: JCB 3CX,3D</p> <hr/> <p>APPLICATION: SLEW SWING COMPONENTS SIDESHIFT</p>	
<p>PART NO. / DIMENSION: 813-50055</p> <hr/> <p>DESCRIPTION: GASKET</p> <hr/> <p>MODEL NAME: JCB PS720 TRANSMISSION</p> <hr/> <p>APPLICATION: SWITCH, SOLENOID, POWERSHIFT TRANSMISSION</p>	

<p>PART NO. / DIMENSION: 813-50048</p> <p>DESCRIPTION: GASKET</p> <p>MODEL NAME: JCB 3D</p> <p>APPLICATION: TRANSMISSION</p>		
<p>PART NO. / DIMENSION: 813-50042</p> <p>DESCRIPTION: GASKET</p> <p>MODEL NAME: JCB 3D,3DX</p> <p>APPLICATION: TRANSMISSION, GEAR CHANGE,</p>		
<p>PART NO. / DIMENSION: 813-50002</p> <p>DESCRIPTION: GASKET</p> <p>MODEL NAME: JCB 3CX</p> <p>APPLICATION: TRANSMISSION, JCB SYNCRO SHUTTLE, 2WD & 2/4WD</p>		

<p>PART NO. / DIMENSION: 813-10184</p> <hr/> <p>DESCRIPTION: GASKET HYD GEAR PUMP</p> <hr/> <p>MODEL NAME: JCB 3CX,4CX</p> <hr/> <p>APPLICATION: PUMP MAIN HYDRAULIC</p>	
<p>PART NO. / DIMENSION: 813-00349</p> <hr/> <p>DESCRIPTION: GASKET</p> <hr/> <p>MODEL NAME: JCB 3CX</p> <hr/> <p>APPLICATION: EXHAUST MANIFOLD</p>	
<p>PART NO. / DIMENSION: 813-00317</p> <hr/> <p>DESCRIPTION: GASKET</p> <hr/> <p>MODEL NAME: JCB 3D</p> <hr/> <p>APPLICATION: TRANSMISSION COMPONENTS</p>	

<p>PART NO. / DIMENSION: 813-00316</p> <hr/> <p>DESCRIPTION: GASKET</p> <hr/> <p>MODEL NAME: JCB 3DX</p> <hr/> <p>APPLICATION: TRANSMISSION COMPONENTS</p>		
<p>PART NO. / DIMENSION: 813-00280</p> <hr/> <p>DESCRIPTION: SEAL-V</p> <hr/> <p>MODEL NAME: JCB 430 DOZER</p> <hr/> <p>APPLICATION: ARMS LOADER & LINKAGE</p>		

AEG SPARES